

# SHARED MARKET PROTOCOL B2B ACKNOWLEDGEMENT PATTERNS

24<sup>th</sup> October 2016



CONFIDENTIAL – RESTRICTED  
PREPARED BY: AEMO  
TEMPLATE V0.3

## Background & Requirements from B2B Procedures:

- For a given B2B request, there is only one Recipient. This Recipient is the party expected to carry out the work in order to complete the request. For works that require multiple parties to carry out certain tasks, a separate request is generally needed for each task.
- There are multiple parties involved in providing services for a given NMI. To provide visibility to the related parties for the NMI of works being conducted on the site, there is also the ability to nominate a Notified Party or Parties for a given B2B Communication
- As a Notified Party, there is no expectation from the Initiator to complete a task that is required to fulfil the request. A Notified Party may, however, choose to use a notification as a trigger for any internal business processes
- There is no dependency between the Recipient and the Notified Parties for the actions to proceed

## Objective:

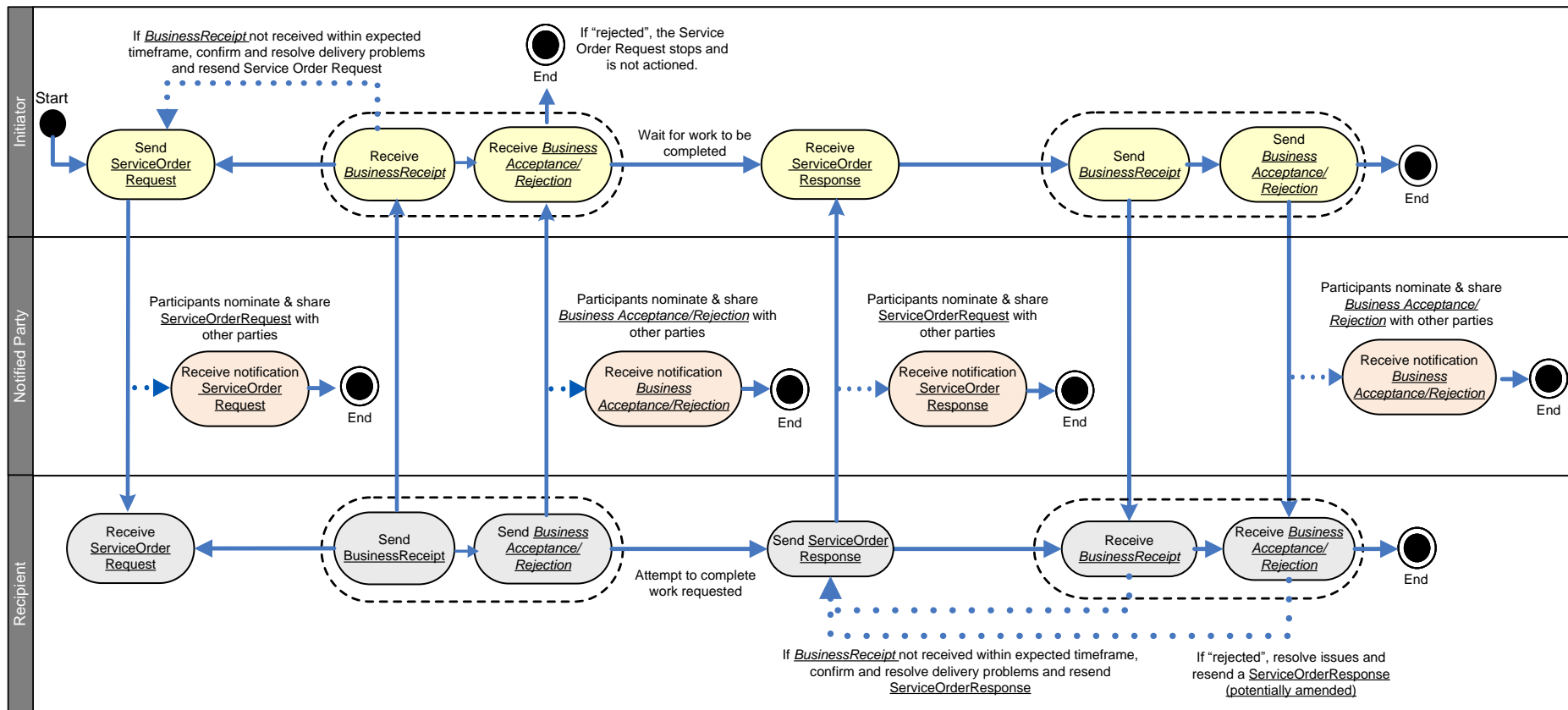
- Via the consultation (ASWG) process, validate the B2B communication solution involving initiator, recipient and notified party(ies) i.e. message, notification and acknowledgement patterns

- B2B Procedure documents were used as the requirements guide to identify the acknowledgement patterns illustrated in this pack
- This document illustrates the data exchange and acknowledgement patterns between multiple participants (initiator, recipient and notified parties) using the “De-energisation Service Order (Sub Type: ‘Remote’)” business scenario (as an example). The concepts explained in this pack for the De-energisation scenario applies to all other B2B communications as well.
- This discussion pack assumes that the initiator, recipient and notified parties receive/send messages via FTP (hokey-pokey FTP) – (for illustration purposes only)
- Assumption
  - There is no obligation for the Notified Party(ies) to action the request or respond to the Initiator on the acceptance of the notifications
- In the rest of this document,
  - Business Receipts are also termed as ‘MACKs’ (Message Acknowledgements i.e. ac1 & .ack)
  - Business Acceptance/Rejection are termed as ‘TACKs’ (Transaction Acknowledgements)

# HIGH LEVEL COMMUNICATION PROCESS FLOW FOR SERVICE ORDER



- Snippet from B2B Procedure Service Order Process v3 0



# TABLE OF B2B COMMUNICATIONS



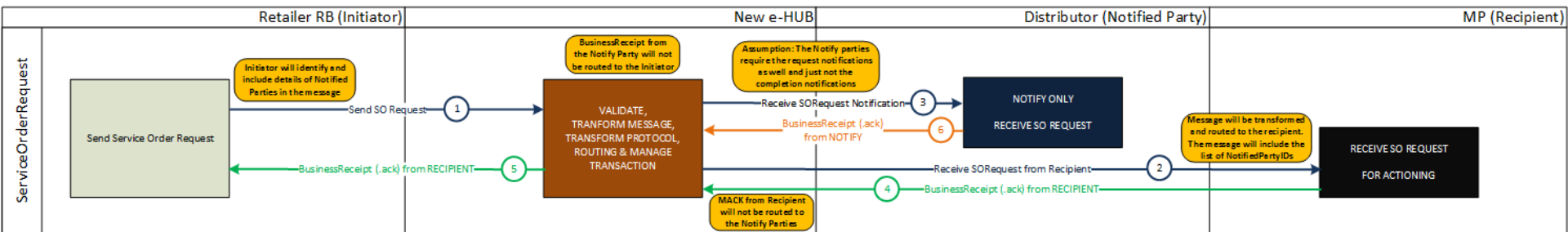
- Snippet from B2B Guide v1 0

B2B Procedure	Transaction Type	Sub Type	Purpose	Initiator/s	Recipient/s	Notified parties(s)
Service Orders	Supply Service Works	Allocate NMI	The first step in a new connection process	RB	DB	X
Service Orders	Supply Service Works	Establish Permanent	Establish supply - Part of overall new connections process	RB	DB	MDP & MP or MC
Service Orders	Supply Service Works	Establish Temporary in Permanent	Establish supply - Part of overall new connections process	RB	DB	MDP & MP or MC
Service Orders	Supply Service Works	Supply Abolishment	Abolish supply	RB	DB	MDP & MP or MC
Service Orders	Re-energisation	NO SUB TYPE - Ignore if populated	Re-Energise the customer	RB	DB or MP or MC	MDP & DB & MP or MC
Service Orders	De-energisation	Meter Isolation	Re-Energise the customer	RB	MP or MC	MDP & DB & MP or MC
Service Orders	De-energisation	Pillar Box Pit Or Pole-Top	Re-Energise the customer	RB	DB	MDP & MP or MC
Service Orders	De-energisation	Recipient Discretion	Re-Energise the customer	RB	DB or MP or MC	MDP & DB & MP or MC
Service Orders	De-energisation	Remote	Re-Energise the customer	RB	MC or MP	MDP & DB
Service Orders	De-energisation	Remove Fuse	Re-Energise the customer	RB	DB	MDP & MP or MC
One Way Notifications	Notice of Metering Works	No Sub type	Informs the distributor about the details of a recently completed metering works	MP	DB	X
One Way Notifications	Meter Fault Notification	No Sub type	Informs a retailer about a meter fault. Can be from an MP or and MC (Or a Distributor in the case of Type 5 and 6 meters)	MP or MC or DB	RB	X
One Way Notifications	Planned Interruption Notification	No Sub type	Informs a Distributor about planned interruptions on the network	RB or MC	DB	X
One Way Notifications	Network Tariff Notification	No Sub type	Informs a retailer about an intent to change network tariffs	DB	RB	X
Meter Data (and Info) Process	Provide Meter data	No Sub type	Request to provide meter data	RB or DB	MDP	X
Meter Data (and Info) Process	Verify Meter data	No Sub type	Request to verify meter data	RB or DB	MDP	X
Meter Data (and Info) Process	Meter Data Notification	No Sub type	Provision/ delivery of meter data to market participants	MDP	RB & DB	X

# MESSAGE AND ACKNOWLEDGEMENT FLOW FOR DE-ENERGISATION SCENARIO



## Step 1: Initiator (Retailer) sends Service Order Request



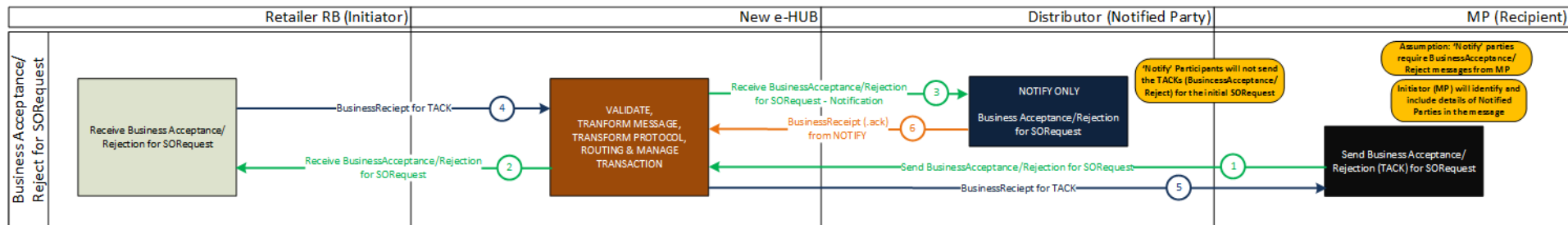
Refer Appendix A for technical view of the above message flow

- Initiator (Retailer) will identify and include details of Notified Parties using the *NotifiedPartyID* in the request message.
- The new e-Hub will perform security validations, schema validations, schema transformations (if opted in by the recipient/notify party) and will send the incoming message to the Recipient and Notified Parties. The hub will also send the hub acknowledgement (.ack1) to the Initiator
- BusinessReceipt from the Recipient (MP) will be routed to the Initiator (RB) and not to the Notified Parties
- BusinessReceipt from the Notified Parties will not be routed to the Initiator

# MESSAGE AND ACKNOWLEDGEMENT FLOW FOR DE-ENERGISATION SCENARIO



## Step 2: Business Acceptance/Rejection for the Service Order Request



- Recipient (MP) of Service Order Request will send the Business Acceptance/Rejection (TACK). The Recipient (MP) will identify and include details of Notified Parties using the *NotifiedPartyID* in the BusinessAcceptance/Rejection message.
- The new e-Hub will perform the security validations, schema validations, schema transformations (if opted in) and will send the message to the Initiator (RB) and Notified Party(ies)
- The Notified Parties will not generate BusinessAcceptance/Rejection message for the Service Order Request Notification
- BusinessReceipt (for the TACK message) will be generated by the Retailer and routed only to the MP
- BusinessReceipt from the Notified Parties (for the TACK message) will not be routed to the MP

# SUMMARY OF MESSAGE AND ACKNOWLEDGEMENT FLOW FOR B2B COMMUNICATION



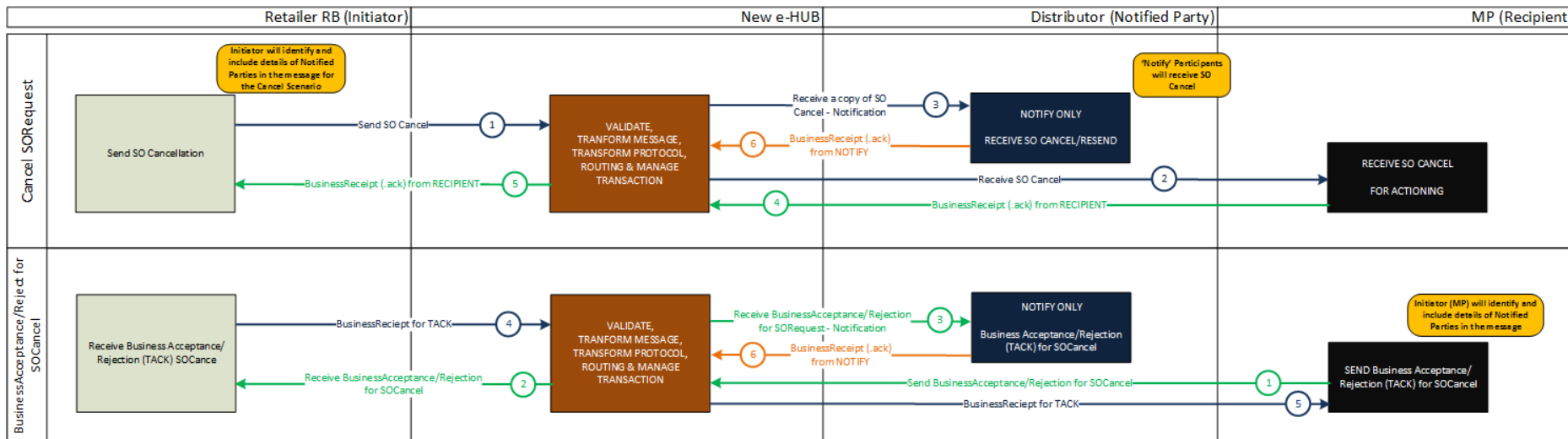
- Initiator of the B2B communication will identify and include details of the Notified Parties (NotifiedPartyID) in the message
- The new e-Hub will route the messages to the Recipient and Notified Party(ies)
- BusinessReceipt from the Recipient will be routed back to the Initiator
- BusinessReceipt from the Notified Party(ies) will not be routed back to the Initiator
- BusinessAcceptance/Rejection message will be generated by the Party that is required to action the incoming message
- Notified Party(ies) are not required to generate BusinessAcceptance/Rejection messages



# MESSAGE AND ACKNOWLEDGEMENT FLOW FOR DE-ENERGISATION SCENARIO



## Step 3 (Optional): Cancel Service Order

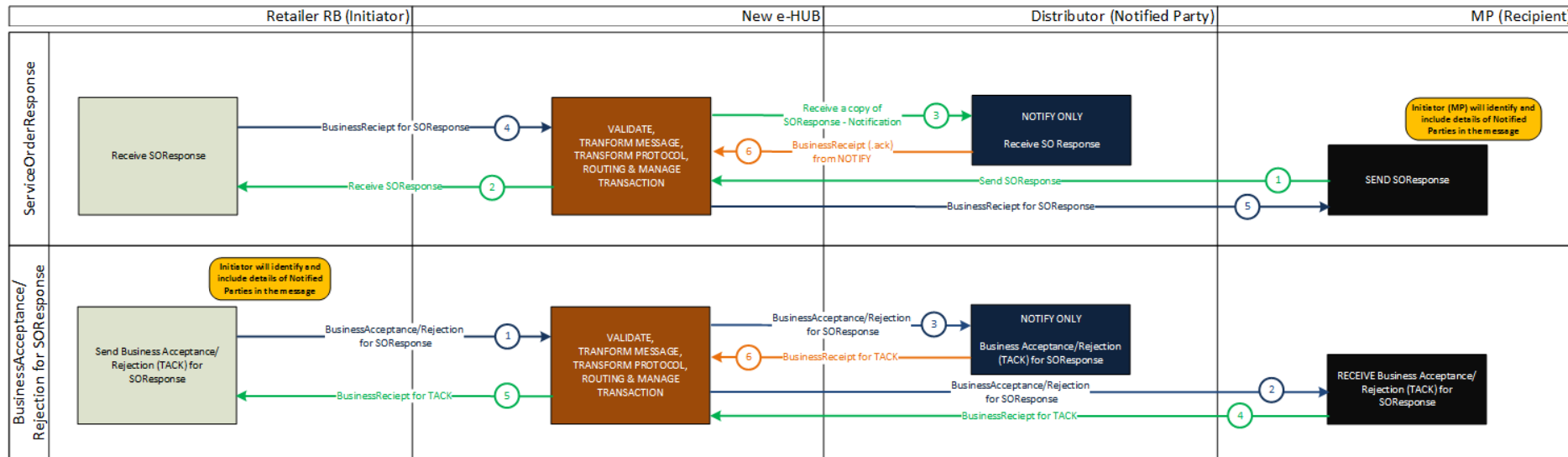


- Cancel Service Order Request (if required) will be generated by the Retailer (RB) and sent to the Recipient (MP) and Notified Parties
- Initiator will identify and include details of Notified Parties using the *NotifiedPartyID* in the cancel service order message
- Routing & processing of Business Receipts and Business Acceptance/Rejection – as explained in Slide 5 & 7.

# MESSAGE AND ACKNOWLEDGEMENT FLOW FOR DE-ENERGISATION SCENARIO



## Step 4: Service Order Response



- Service Order Response will be sent to the Retailer and Notified Parties. Initiator of Service Order Response (MP in this case) will identify and include details of Notified Party(ies) using the *NotifiedPartyID*
- BusinessReceipt from the Retailer will be sent only to the initiator of Service Order Response (RP)
- Business Acceptance/Rejection will be generated only by the Retailer and sent to the MP and Notified Party(ies)

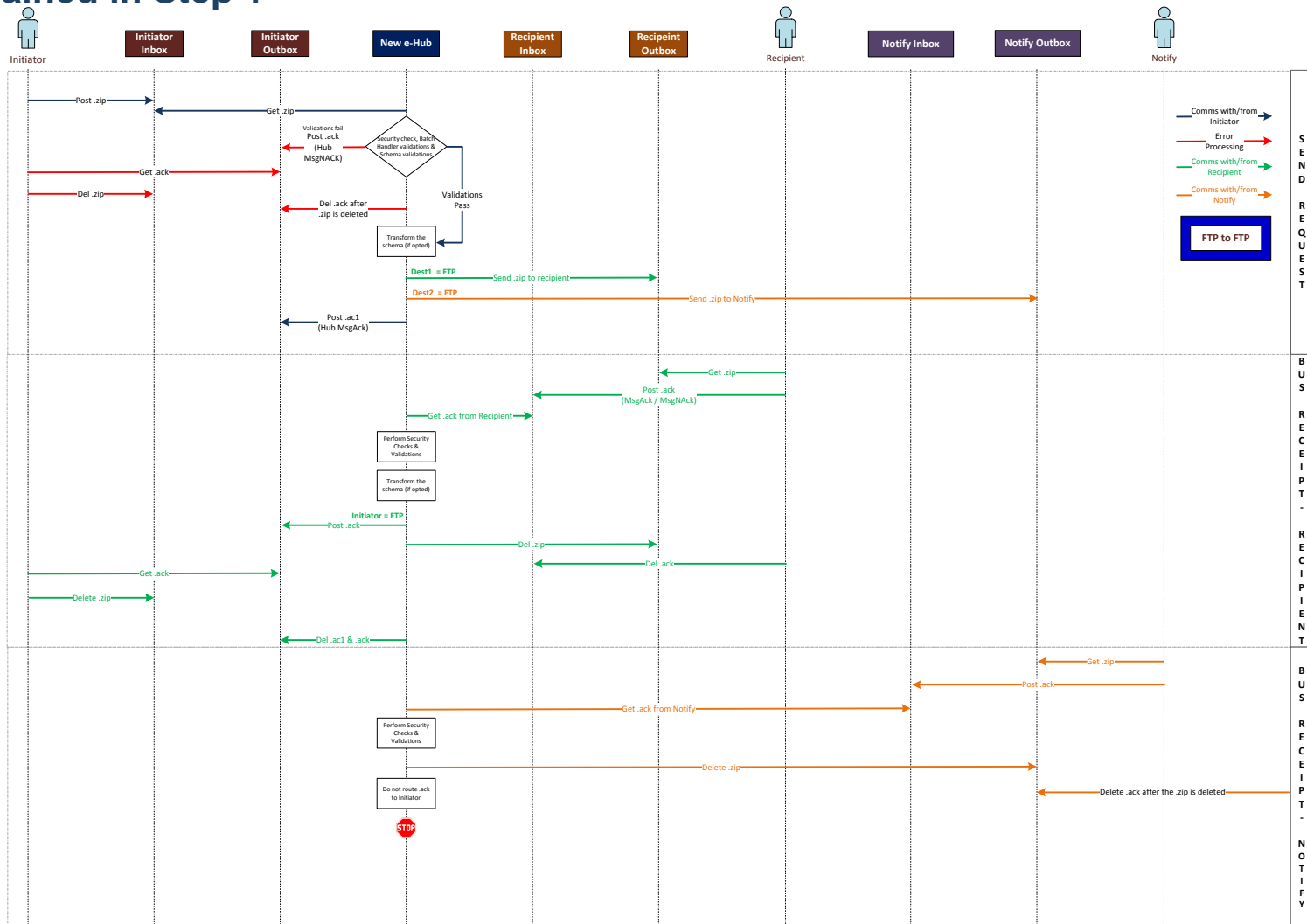
# APPENDIX



# APPENDIX A: TECHNICAL VIEW OF MESSAGE EXCHANGE



The following diagram illustrates the technical view of the message exchange explained in Step 1



# APPENDIX B: DIAGRAMS AS AN ATTACHMENT



De-Energise  
Scenario Diagrams