

2024 Certified Reserve Capacity Information Session



Presented by
WA Capacity Market Investment:

Neetika Kapani, Manager

Lou Walker, Analyst

Grace Otto, Market Analyst

Rebecca Pedlow-Collins, Senior Analyst



We acknowledge the Traditional Owners of country throughout Australia and recognise their continuing connection to land, waters and culture.

**We pay respect to their Elders
past and present.**

Disclaimer

This presentation has been developed in line with the current version of the Wholesale Electricity Market (WEM) Rules and the [WEM Procedure: Certification of Reserve Capacity](#).

AEMO has taken all due care in preparing this material however, accepts no liability for any errors it may contain.

The information may be subject to specific exceptions or may not apply to particular factual circumstances.

To fully understand their obligations, Market Participants should refer to the WEM Rules and WEM Procedure.

Agenda

Time	Item
10:30 – 10:35	Welcome and introductions
10:35 – 10:50	Pre-requisites & Background
10:50 – 11:20	CRC Application Requirements
11:20 – 11:25	Steps following the CRC assignment
11:25 – 11:45	Pointers to ensure a smooth CRC application process
11:45 – 12:30	Q&A

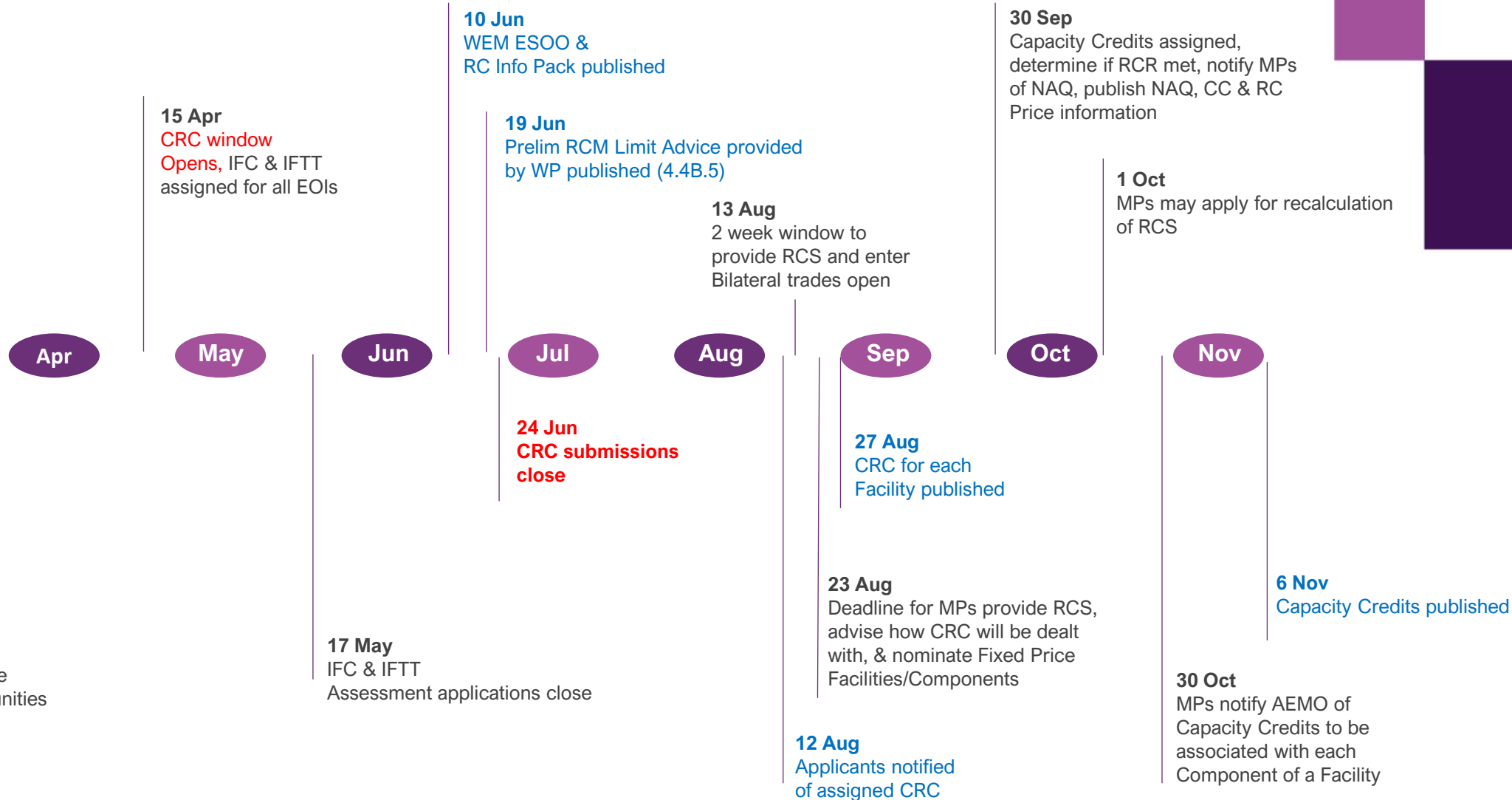
2024 RC Timetable Key Dates



CRC application window closes 5:00pm on Friday 24 June 2024.

Absolute firm date for CRC applications and supporting documents.

IFC: indicative Facility Class
IFTT: indicative Facility Technology Type
ESOO: Electricity Statement Of Opportunities
NAQ: Network Access Quantities
RCS: Reserve Capacity Security
RCR: Reserve Capacity Requirement



Certification of Reserve Capacity

An annual process which is open to existing Facilities along with New Facilities and Upgrades

Detailed technical review of the amount of capacity that can be expected from a Facility in the given Capacity Year

Facilities assessed at component level (apart from NSF's, they do not have separate components)

Supporting Information

- The [Wholesale Electricity Market \(WEM\) Rules](#) (section 4.10 and 4.10A, 4.11)
- [WEM Procedure: Certification of Reserve Capacity](#)
- [WEM Procedure: RCM Constraint Equations](#)
- [WEM Procedure: Declaration of Bilateral Trades](#) which includes relevant information for applications for committed status
- The [2024 Reserve Capacity Timetable](#) for the dates relevant to the CRC process
- [WEMS MPI User Guide: Reserve Capacity Mechanism](#) steps applicants through the CRC application pages in the RCM portal

CRC application requirements

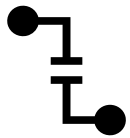
- Market Participants must have [WEMS MPI access](#).
- Contact wa.operations@aemo.com.au.
- An indicative Facility Class (IFC) (or RCM Facility Class) and one or more associated indicative Technology Types (IFTT) associated with each Facility.
 - **By 26 April 2024** - Ensure Market Participant Application can be approved (application to be sent by **4 April 2024** and to complete actions outlined in the [WEM Procedure: Rule Participant Registration Processes](#))
 - **By 3 May 2024** - Submit a complete Facility Creation form (link to form [here](#)) and email this form to wa.operations@aemo.com.au
 - **By 17 May 2024** – Apply for an IFC and FTT assessment application

Key Changes to the WEM Rules



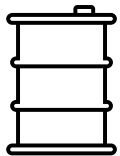
DSP's

- For a single load, AEMO assigns CRC based on its Peak Individual Reserve Capacity Requirement (IRCR) minus its expected minimum consumption
- For multiple loads, Participants nominate the CRC quantity that AEMO must assign
- Reduced annual availability requirement from 200 to 50 hours for the 2024 RC cycle
- **Transitional Rule to be announced shortly by EPWA (4.10.1(f)(viii))**




Outages

- Outage analysis has changed for NIGS with prorated reduction if outages exceed forced Outage Threshold of 10%. Peak CRC x (1 – Forced Outage Rate) (4.11.1A)
- For example: Peak CRC = 100 MW, FOR = 20%, CRC = 80 MW



Fuel

- AEMO's ability to reduce CC when NIGS don't have sufficient fuel for 14 hours (4.11.2C)



Network Access

- Network access related clause can be supported with evidence from WP of network access that will be in place for Capacity Year (4.10.1 (bA))

Network Access Requirements

4.10. Information Required for the Certification of Reserve Capacity

4.10.1. Each Market Participant must ensure that information submitted to AEMO with an application for certification of Reserve Capacity pertains to the Reserve Capacity Cycle to which the certification relates, and is supported by documented evidence and includes, if applicable, except to the extent that it is already accurately provided in Standing Data:

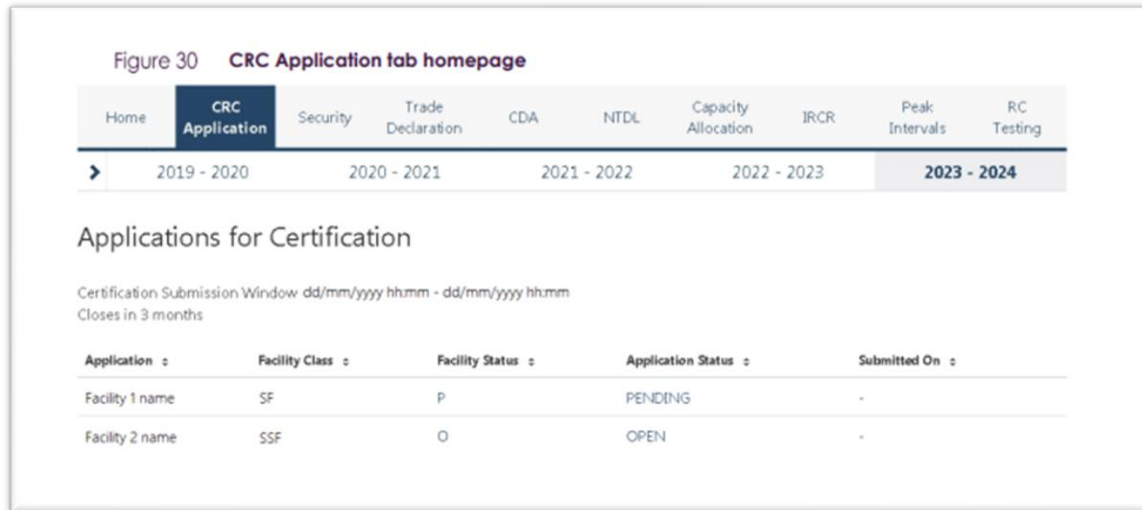
- (a) the identity of the Facility;
- (b) the Reserve Capacity Cycle to which the application relates;
- (bA) with the exception of applications for Conditional Peak Certified Reserve Capacity, or if the Facility is a Demand Side Programme,, the following:
 - i. evidence of an Arrangement for Access or evidence that the Market Participant has accepted an Access Proposal from the relevant Network Operator made in respect of the Facility or **other evidence from the Network Operator that the Facility will have an Arrangement for Access**;
 - ii. evidence that the Facility will be entitled to have access from a specified date occurring prior to the date specified in clause 4.10.1(c)(iii)(7); and
 - iii. the Declared Sent Out Capacity for the Facility at the relevant connection point;

Other evidence includes:

1. Status of the network access contract
2. Status of the preliminary assessment undertaken
3. Status of contract discussions/negotiations
4. Any financing CP's


CRC application requirements

WEMS MPI



WEM Procedure:

- No new or updated supporting documentation can be submitted after 24 June 2024 (paragraph 4.2.5).
- AEMO **will reject** an application that does not include all information required under MR 4.10 (paragraph 4.2.4)
- All information in support of your CRC application has to be submitted via the RCM Portal




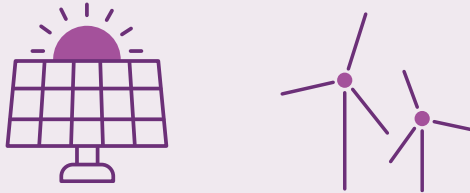

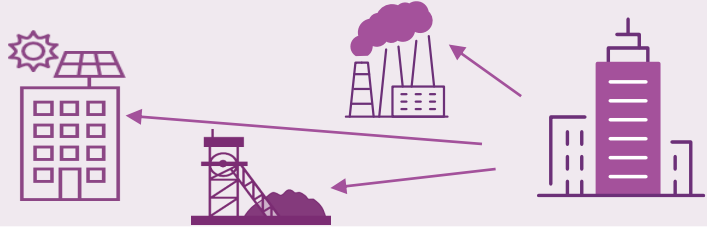
9:00 AM 14 April 2024 to
5:00 PM 24 June 2024
MR 4.9.1



Supporting Documentation
MR 4.10

Background

Indicative Facility Class and Facility Technology Type

Indicative Facility Technology Type	
Non-Intermittent Generating System (NIGS)	
Intermittent Generating System (IGS)	
Electric Storage Resource (ESR)	
Load	

Indicative Facility Class and Facility Technology Type

- Dependant on requested Facility Class and configuration of the proposed Facility.
- Following parameters considered
 1. System Size
 2. Technology Types included
 3. Intermittency (used for hybrid Facilities)
 4. Ability to respond to a Dispatch Target (Scheduled Facilities)
 5. Ability to respond to a Dispatch Cap (Semi-Scheduled Facilities)
 6. Requested Facility Class

Indicative Facility Class

Demand Side Programme

Non-Scheduled Facility (<10MW)

Scheduled Facility

Semi-Scheduled Facility

Facility and component information

SF and SSF applications consist of:

- Facility level information (e.g. network access confirmation).
- Component level information (e.g. fuel contracts for NIGS components).
- At least one component (ESR, NIG, IGS) must be included in the application.

- NSF and DSP: all information is provided at the Facility level.
- NSF: Components are displayed but cannot be selected.

CRC Applications Requirements

Rebecca Pedlow-Collins

General requirements for documents

Supporting documentation (paragraph 3.1.6 of the WEM Procedure) must:

Relate to the Facility or Component (as relevant) and cover the entire relevant Capacity Year

Be signed by all relevant parties and where the relevant party is a Market Participant be duly executed by an Authorised Officer

Be complete, with the exception that pricing and other commercially-sensitive information may be redacted

Include evidence that any contract conditions precedent have been satisfied or waived

SF & SSF – Facility level information

Supporting information	Reference	What AEMO requires	Requirement
Network access	MR 4.10.1(bA)	<ul style="list-style-type: none"> Evidence of an Arrangement for Access (such as an ETAC or NAA) or evidence that the Market Participant has accepted an Access Proposal or other evidence that the Facility will have an Arrangement for Access Evidence the Facility will have access prior to RC Obligations commencing The Declared Sent Out Capacity at the connection point 	Mandatory
Description of Facility	MR 4.10.1(dA)	<ul style="list-style-type: none"> Description and configuration of the main components of the Facility This must include nameplate capacity of each component 	Mandatory
Operating restrictions	MR 4.10.1(g)	<ul style="list-style-type: none"> Note any restrictions on the availability of the Facility due to staffing and constraints; and Any other restrictions (this may include lease conditions, operating licences and any other factors that may prevent the Facility from operating during peak periods in the relevant Capacity Year) Operating licenses must cover the entire Capacity Year, ensure engagement with DWER if due to expire 	Mandatory

SF & SSF – Facility level information

Supporting information	Reference	What AEMO requires	Requirement
NCESS Contract	MR 4.10.1(j)	<ul style="list-style-type: none"> If applicable, provide evidence of an NCESS Contract, specifying the terms and conditions. Price information may be redacted. 	For Facilities that are subject to an NCESS Contract.
Offtake agreement or Power Purchase Agreement	WEM Procedure: Declaration of Bilateral Trades - Appendix B	<ul style="list-style-type: none"> Where a Facility is being built primarily to supply energy to one or more foundation customers, evidence that relevant power supply contracts are in place. 	Optional
Minimum stable loading level	MR 4.10.1(dB) Appendix 1	<ul style="list-style-type: none"> Required as an input into the NAQ model Must be expressed in sent out MW Required to match Standing Data (if update required allow sufficient time to get a Change Request approved) Required in the NAQ Calculations 	Mandatory
Other		<ul style="list-style-type: none"> Any other documentation to support the application. 	Optional

Non-Intermittent Generating Systems

Supporting information	Reference	What AEMO requires	Requirement
Temperature Dependence information	MR 4.10.1(e)(i) Appendix 1 of WEM Rules	<ul style="list-style-type: none"> The Capacity and temperature dependence of that Capacity The maximum sent out Capacity, net of loads, that can be guaranteed to be available when operating at ambient temperature of 41 degrees Celsius. Note: information in Standing Data must be capacity available to network. Must be supported by the manufacturer's technical specifications or as determined by an independent engineer. 	Mandatory
Fuel supply	MR 4.10.1(e)(v) 5.3 of WEMP	<ul style="list-style-type: none"> Details of primary and alternative fuels If primary and alternative the process for changing fuels and the fuel or fuels to be used for CRC Supporting evidence of both firm and any non-firm fuel supplies and factors that determines restrictions that could prevent operation at full capacity This may demonstrate ability to procure additional fuel through the spot market and utilisation of storage facilities. Full contracts must be provided which include full details of the fuel quantity to be delivered. Price information may be redacted. Additionally, historical fuel supply data in relation to contractual entitlement quantities and deliveries must be provided, addressing risks (historical and foreseeable). Details of the quantity of fuel must be provided in MWh (paragraph 5.3.7) 	Mandatory

Non-Intermittent Generating Systems

Supporting information	Reference	What AEMO requires	Requirement
Fuel transport	MR 4.10.1(e)(v) 5.3 of WEMP	<ul style="list-style-type: none"> Evidence that the fuel being procured by the Market Participant is able to be delivered to the Facility. Full contracts must be provided and include contract expiry dates and delivery lead times. A Market Participant may demonstrate its ability to source transport through the spot market. Price information may be redacted. Additionally, historical fuel transport data in relation to contractual entitlement quantities and deliveries must be provided, addressing risks (historical and foreseeable). 	Mandatory
Fuel availability (min 14 hours on Business Days)	MR 4.10.1(e)(v) 5.3 of WEMP	<ul style="list-style-type: none"> Evidence that the Facility has sufficient fuel supplies, either through an on or off-site storage facility or delivered through a gas pipeline, to operate continuously for 14 hours at maximum output. This may include evidence of fuel storage tanks along with volumetric quantities, minimum stockpile levels and data on fuel used per hour of operation (for example, GJ/MWh). Where the Facility has primary and alternative fuels, outline the process for changing from one fuel to another and the fuel(s) which the Facility is to use in respect of an application for CRC. 	Mandatory

Intermittent Generating Systems

Supporting information	Reference	What AEMO requires	Requirement
Accredited expert report	MR 4.10.3 & 4.10.3A	<ul style="list-style-type: none"> Independent Expert Report (IER) for a Facility or component that is assessed using the Relevant Level Method Data submission template is available in the RCM portal The IER must include <ul style="list-style-type: none"> the expected output (and actual output if available) of the Facility from 1 April 2019 to 1 April 2024 and the 5% probability of exceedance (POE). Note the 5% POE is used to calculate the Required Level of a Facility 	For a Facility that has been in operation for <5 years or an Upgrade

The 'Information guide for IERs in the Reserve Capacity' and a list of accredited independent experts can be found on the [WEM Website](#).

Information related to specific cases of certification of reserve capacity

The following sections contain information relating to specific cases of certification of reserve capacity.

Relevant Level Methodology



Conditional certified reserve capacity



Early certified reserve capacity



New small generators



Independent Expert Report

- In accordance with Clause 4.10.3, a Facility that is yet to enter service, or to re-enter service after significant maintenance or upgrade, that is to be assessed using Relevant Level must include a report by an expert accredited by AEMO
 - A report must include the criteria as specified under Clause 4.10.3A(a)
 - AEMO expects that a reasonable estimate of the expected energy includes a reasonable estimate of loss factors that are applicable to the Facility. The estimates of loss factors should be reflective of industry accepted typical loss categories and calculation standards, such as for:
 - **Wind farms:** availability loss, electrical loss, turbine degradation (temperature, mechanical, etc).
 - **Solar farms:** soiling loss, module quality loss, light induced degradation etc.
 - **Biogas and landfill:** availability loss etc.
 - AEMO expects an IER to include assumptions and explanations on the loss factors used in the development of the IER.
- Provided for a component that is <5 years old
 - Estimated output (and actual output where available) over the 5-year period
 - Used in place of actual data to calculate Relevant Level
 - Replaced with actual meter data (NOT SCADA) when the component starts operating

Electric Storage Resources (ESR): Scheduled & Semi-Scheduled Facilities

Supporting information	Reference	What AEMO requires	Requirement
Nameplate capacity & Charge Level capabilities	MR 4.10.1(fA)(i)	<ul style="list-style-type: none"> Nameplate capacity and maximum and minimum Charge Level capabilities of the ESR and the temperature dependence of that capacity. 	Mandatory
Maximum sent out, guaranteed capacity at ambient temp	MR 4.10.1(fA)(ii)	<ul style="list-style-type: none"> Maximum sent out capacity, net of Loads, that can be guaranteed to be available from the ESR when it is operated normally at an ambient temperature is 41°C. 	Mandatory
Sent out capacity guaranteed for each year of the ESR's expected life	MR 4.10.1(fA)(iii)	<ul style="list-style-type: none"> Sent-out capacity, net of Loads that can be guaranteed to be available for supply across the Peak Electric Storage Resource Obligation Duration Operated normally at an ambient temperature of 41°C for each year of the expected life of the ESR Must be supported by manufacturer data. 	Mandatory
Nameplate capacity & max & min charge level capability for each year of remaining life	MR 4.10.1(fA)(iv)	<ul style="list-style-type: none"> Manufacturer nameplate capacity and maximum Charge Level capability and minimum Charge Level capability data of the ESR for each year of its expected remaining life. 	Mandatory
Outage rates	MR 4.10.1(fA)(v)	<ul style="list-style-type: none"> Expected forced and unforced outage rate of the ESR Taking into account the Peak Electric Storage Resource Obligation Duration based on manufacturer data. Note charge shortfalls are assessed as part of outage calculations under 4.4.2 of the WEMP. 	Mandatory

Electric Storage Resources (ESR):

Non-Scheduled Facilities with only ESR,
including Small Aggregation of ESRs

Supporting information	Reference	What AEMO requires	Requirement
Transmission Node Identifier	MR 4.10.1(fD)(i)	<ul style="list-style-type: none">The location of the single Transmission Node Identifier behind which the aggregated ESRs will be connected.	Mandatory
Nameplate capacity, charge & temperature dependence.	MR 4.10.1(fD)(ii)	<ul style="list-style-type: none">Nameplate capacity and minimum and maximum Charge Level capabilities of each ESRs and the temperature dependence of that capacity.	Mandatory
Sent out capacity guaranteed for each year of the ESR's expected life	MR 4.10.1(fD)(iii)	<ul style="list-style-type: none">Sent-out capacity, net of Parasitic Loads that can be guaranteed to be available for supply across the Peak Electric Storage Resource Obligation DurationOperated normally at an ambient temperature of 41°C for each year of the expected life of the ESRSupported by manufacturer data.	Mandatory
Evidence of discharge during Peak ESR Obligation Intervals	MR 4.10.1(fD)(iv)	<ul style="list-style-type: none">Evidence that demonstrates the ESRs are expected to discharge during their Peak Electric Storage Resource Obligation Intervals.	Mandatory

Non-Scheduled Facilities

Supporting information	Reference	What AEMO requires	Requirement
Network access	MR 4.10.1(bA)	<ul style="list-style-type: none"> Evidence of an Arrangement for Access (such as an ETAC or NAA) or evidence that the Market Participant has accepted an Access Proposal or other evidence that the Facility will have an Arrangement for Access Evidence the Facility will have access prior to RC Obligations commencing The Declared Sent Out Capacity at the connection point 	Mandatory
Description of Facility	MR 4.10.1(dA)	<ul style="list-style-type: none"> Description and configuration of the main components of the Facility This must include nameplate capacity of each component 	Mandatory
Operating restrictions	MR 4.10.1(g)	<ul style="list-style-type: none"> Note any restrictions on the availability of the Facility due to staffing and constraints; and Any other restrictions (this may include lease conditions, operating licences and any other factors that may prevent the Facility from operating during peak periods in the relevant Capacity Year) Operating licenses must cover the entire Capacity Year, ensure engagement with DWER if due to expire 	Mandatory

Non-Scheduled Facilities

Supporting information	Reference	What AEMO requires	Requirement
Accredited expert report	MR 4.10.3 and MR 4.10.3A	<ul style="list-style-type: none"> Independent Expert Report (IER) for a Facility or component that is assessed using the Relevant Level Method Data submission template is available in the RCM portal The IER must include <ul style="list-style-type: none"> the expected output (and actual output if available) of the Facility from 1 April 2019 to 1 April 2024 and the 5% probability of exceedance (POE). Note the 5% POE is used to calculate the Required Level of a Facility 	For a Facility that has been in operation for less <5 years or an Upgrade
NCESS Contract	MR 4.10.1(j)	<ul style="list-style-type: none"> If applicable, provide evidence of an NCESS Contract, specifying the terms and conditions. Price information may be redacted. 	For Facilities that are subject to an NCESS contract.
Offtake agreement or Power Purchase Agreement		<ul style="list-style-type: none"> Where a Facility is being built primarily to supply energy to one or more foundation customers, evidence that relevant power supply contracts are in place. 	Optional
Other		<ul style="list-style-type: none"> Any other documentation to support the application. 	Optional

Demand Side Programmes

Supporting information	Reference	What AEMO requires	Requirement
Available Quantity for consumption reduction (MW)	4.10.1(f)(i) 4.10.1(f)(iA)	<ul style="list-style-type: none"> For a DSP with 1 Associated Load (that has an IRCR), the quantity of Peak Capacity expected to be available For a DSP with >1 Associated Loads (or 1 without an IRCR), the quantity of Peak Capacity the MP nominates for the DSP 	Mandatory
Availability Requirements	4.10.1(f)(ii) 4.10.1(f)(iii) 4.10.1(f)(v) 4.10.1(f)(vi)	<ul style="list-style-type: none"> Maximum number of Trading Intervals DSP will be available (at least 100 (50 hours) for the 2024 RCC) Maximum number of Trading Intervals per Trading Day DSP will be available (at least 24 (12 hours)) Minimum notice period required for dispatch (must be <= 2 hours) Periods when DSP can be dispatched (must be at least 08:00 – 20:00 on Business Days) 	Mandatory
Operating Restrictions	4.10.1(g)	<ul style="list-style-type: none"> Any restrictions on the availability of the Facility (e.g. staffing restrictions, lease conditions, environmental licence conditions) 	Mandatory
Location of loads associated with the DSP	4.10.1(f)(viii)	<ul style="list-style-type: none"> A list of all loads, including the National Meter Identifier (NMI/s) and TNI/s, associated to the DSP. Where contracts are not in place, a list of loads (with NMIs) that are intended to be included. Exemption for DSPs comprised of more than one Associated Load each with an expected Peak Capacity of less than 5 MW, from providing the single Transmission Node Identifier (TNI) in the system for this year. 	Mandatory

Additional information for new Facilities and upgrades

Supporting information	Reference	What AEMO requires	Requirement
Project plan	MR 4.10.1(c)(iii)	<ul style="list-style-type: none"> Key project dates as outlined in clause 4.10.1(c)(iii) of the WEM Rules 	For New Facility or Upgrade only
Environmental approvals	MR 4.10.1(c)(ii)	<ul style="list-style-type: none"> Evidence that any necessary environmental approvals have been granted or evidence supporting the Market Participant’s expectation that any necessary environmental approvals will be granted in time to have the Facility meet its Reserve Capacity Obligations by the date specified in clause 4.10.1(c)(iii)(7) of the WEM Rules 	For New Facility or Upgrade only
Financial commitment and funding arrangements	MR 4.10.1(c)(iii)	<ul style="list-style-type: none"> Evidence of funding arrangements for the Facility Financial commitment by the Market Participant to a primary equipment supplier (this would usually take the form of a signed contract indicating purchase of the main plant equipment, including penalty clauses associated with non-compliance of the purchase agreement) Formal commitment, including financial approval, on behalf of the company in respect to the project (for example, Board approval) 	For New Facility or Upgrade only

Additional information for new Facilities and upgrades

Supporting information	Reference	What AEMO requires	Requirement
Local government approvals	MR 4.10.1(c)(iii)	<ul style="list-style-type: none"> Details of relevant local government approvals to operate a power station. 	For New Facility or Upgrade only
Land leases	MR 4.10.1(c)(iii)	<ul style="list-style-type: none"> Details of access rights to land, either through ownership or an appropriate leasing agreement. Leasing arrangements to include duration of tenure, renewal options and signatory pages. 	For New Facility or Upgrade only

NAFF Facility Requirements

If a Facility or upgrade was nominated as a Network Augmentation Funding Facilities (NAFF) in the EOI:

- A written notice must be provided to AEMO (MR 4.10.1(m)(i))
- The CRC application must include evidence requested in MR 4.10A.6 and may include (not limited to):
 - Interconnection Works Contract (IWC) with Western Power, demonstrating that relevant conditions precedent have been/will be satisfied or waived
 - ETAC with Western Power, demonstrating that relevant conditions precedent have been/will be satisfied or waived.

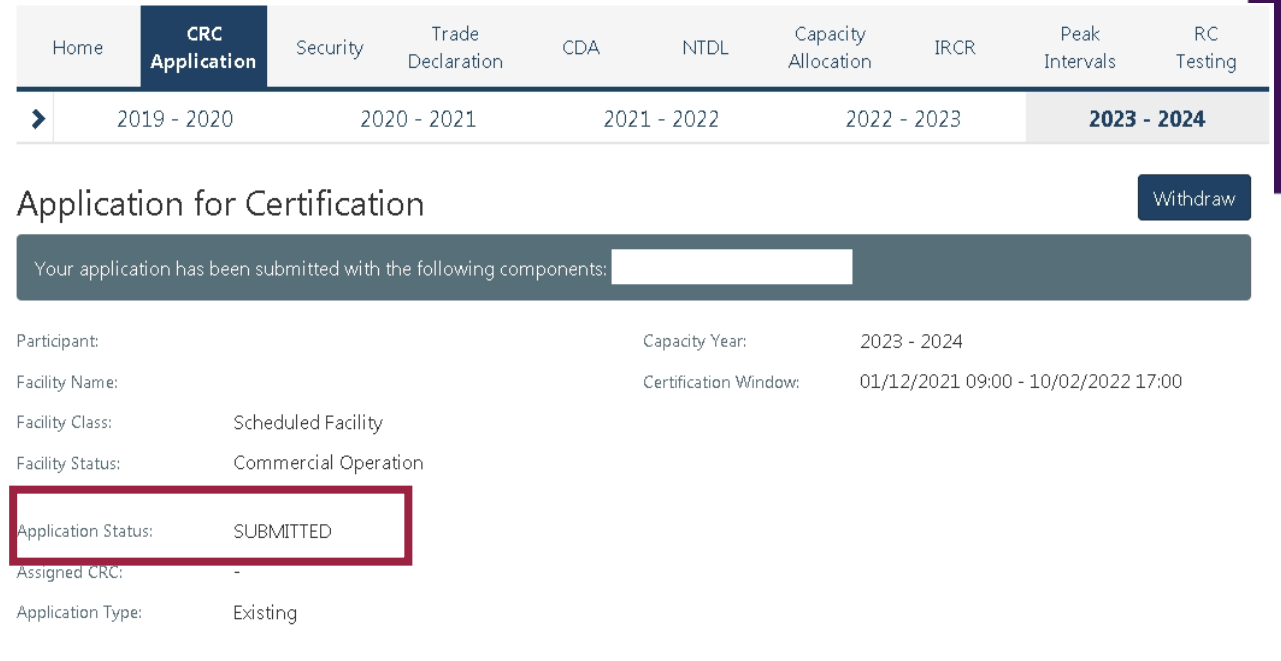
Different CRC assessment methodologies

Facility Technology Type (component)	Facility Class	Certification methodology
Non-Intermittent Generating System	Scheduled Facility Semi-Scheduled Facility	Capability at 41°C
Intermittent Generating System	Semi-Scheduled Facility	Relevant Level Method
Electric Storage Resource	Scheduled Facility Semi-Scheduled Facility	Linearly De-rating Capacity
Non-Intermittent Generating System Intermittent Generating System Electric Storage Resource*	Non-Scheduled Facility	Relevant Level Methodology
Load	Demand Side Programme	Curtailment capability of Associated Loads

* Except for Non-Scheduled Facilities comprising only of an Electric Storage Resource that has been in operation for less than five years. These Facilities will be assessed using the Linearly De-rating Capacity methodology.

Other Items

- AEMO (in its sole discretion) may carry out a preliminary screening review of a CRC application and provide feedback if it has been submitted at least 10 Business Days (7 June 2024) before 24 June 2024.
- Remember to **hit the “Submit”** button!
- Please ensure backup access (more than 1 person has access)



The screenshot shows the AEMO application portal interface. At the top, there is a navigation menu with options: Home, **CRC Application**, Security, Trade Declaration, CDA, NTDL, Capacity Allocation, IRCR, Peak Intervals, and RC Testing. Below the menu, a timeline shows years from 2019-2020 to 2023-2024, with 2023-2024 selected. The main heading is 'Application for Certification' with a 'Withdraw' button. A message states: 'Your application has been submitted with the following components: [redacted]'. Below this, application details are listed:

Participant:	Capacity Year:	2023 - 2024
Facility Name:	Certification Window:	01/12/2021 09:00 - 10/02/2022 17:00
Facility Class:	Scheduled Facility	
Facility Status:	Commercial Operation	
Application Status:	SUBMITTED	
Assigned CRC:	-	
Application Type:	Existing	

Steps Following CRC Application Submission



Trade declarations

- Window opens first Business Day after CRC assignment – Tuesday 13th August 2024
- Closes 5pm Friday 23rd August 2024
- Submissions made through WEMS
- Market Participants must provide:
 - ✓ Traded - How much CRC will be offered for bilateral trade
 - ✓ Unavailable – withdrawn or no longer avail
 - ✓ Fixed Price candidate
- Once you have saved ensure the **SUBMIT** button is selected

Trade Declaration Dates: dd/mm/yyyy to dd/mm/yyyy
Closes in X days

Assigned CRC	Traded CRC	Bilaterally Traded	Unavailable	Remaining
100	0	100	0	0

Figure 43 Edit a trade declaration for a Scheduled Facility or Semi-Scheduled Facility

Trade Declaration Status: OPEN

Facility name	Assigned	Traded	Unavailable	Remaining	TradedCRC
Proposed	50	50	-	0	-
Facility Class	<input checked="" type="checkbox"/> Fixed Price Candidate				

Component name

Component name	Assigned	Traded	Unavailable	Remaining
Technology type	50	50		0

Cancel Save

Figure 44 Edit a trade declaration for a Non-Scheduled Facility or Demand Side Programme

Trade Declaration Status: OPEN

Facility name	Assigned	Traded	Unavailable	Remaining	TradedCRC
Commercial Operation	5	5		0	-
Facility Class					

Cancel Save

Facility status

- Facilities can be in three possible statuses:
 1. Commercial Operation (CO)
 2. Committed (C)
 3. Proposed (at Facility creation)
- Important concept of the assignment of NAQ
 - Facilities in Commercial Operation or Committed will receive NAQ preference over Proposed Facilities in the NAQ prioritisation order
 - Should the RCR have been met Proposed Facilities may not be added to the NAQ model (as per Appendix 3)
- Applications must be submitted at least 10 BD prior to the date of Bilateral Trade submission (29 July 2024 at latest)
- New Facilities apply through a change request in MPI registration. Upgrades applied via email to WA CMI team.

How to demonstrate committed status


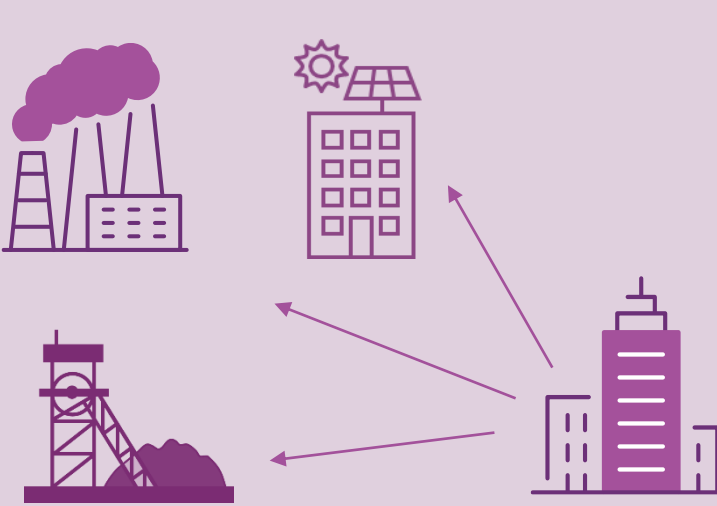
Assessed by AEMO on a case-by-case basis predominantly from documentation provided in CRC application

Some examples of supporting documentation include:

- Evidence of generation licence
- A signed contract for purchase of equipment
- Financial approvals and funding arrangements
- Evidence that the Facility is under construction
- Power purchase agreements with a customer
- Land leases

[WEM Procedure: Declaration fo Bilateral Trades \(includes Committed Status\)](#)

Provision of Reserve Capacity Security (RCS)

	Generators	Demand Side Management (DSP)
<p>Who is required to provide?</p> <ul style="list-style-type: none"> • New Facilities • DSPs • Upgrades • Existing Facility undergoing significant maintenance 		
<p>How to calculate?</p>	<p>Equals 25% of the BRCP X MW of CRC's assigned.</p>	
<p>When is it returned?</p>	<ul style="list-style-type: none"> • Commissioning Completed; and • Commercial Operation achieved; and • Operates at Required Level adjusted to 90% of level of CC's in at least two Trading Intervals or 100% for early return 	<ul style="list-style-type: none"> • Commercial Operation achieved; and • Previously passed an RC Test/historical performance; and • Reduces consumption to at least Required Level adjusted to 90% of level of CC's in at least two Trading Intervals


Reserve Capacity Security




RCS can be cash deposit with Security Deed or Bank Guarantee from an Acceptable Credit provider (list available on website) [Credit Support and Reserve Capacity Security](#)



Need to submit by deadline 5pm 23rd August (10 BD following CRC notification)

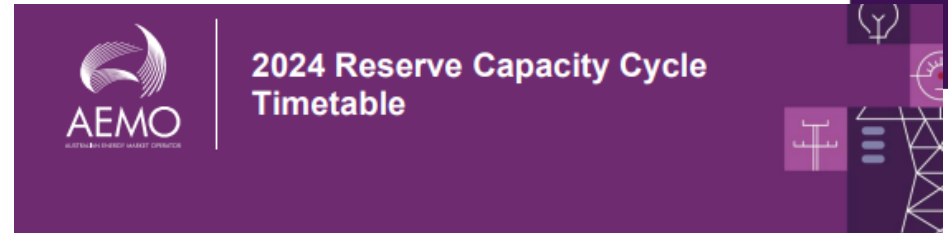


Lodged in Year 1 of cycle



NCESS security is net of any RCS lodged

Reminders & Updates



- Additional information can be found on the [WEM Website](#).
- The WEM Procedure (and other linked documents) should be read in conjunction with the WEM Rules.

For Reserve Capacity to be provided for the 2026-27 Capacity Year¹.

Date	Time	WEM Rule ²	Action
Monday 15 January 2024	5:00pm	4.1.4	AEMO publishes the Request for Expressions of Interest (REOI). - The REOI publication includes the Economic Regulation Authority's determination of the Benchmark Reserve Capacity Price.
Friday 1 March 2024	5:00pm	4.1.5	Expression of Interest (EOI) submissions close.
Tuesday 2 April 2024	5:00pm	4.1.6	AEMO publishes a summary of responses to the REOI.
	9:00am	4.1.7	Opening date for CRC applications.
Monday 15 April 2024	9:00am	4.8A.1	For persons who submitted an EOI for a new Facility or Facility Upgrade, AEMO must: - Assign an indicative Facility Class and one or more indicative Facility Technology Types. - Notify the person of the assigned indicative Facility Class and indicative Facility Technology Types.
Wednesday 8 May 2024	5:00pm	4.4B.2	AEMO provides information to Western Power regarding: a. EOIs. b. Facility retirements. c. Early Certified Reserve Capacity (CRC) applications, and whether the Facility has nominated to be classified as a Network Augmentation Funding Facility. d. NCESS Contracts. e. Preliminary peak demand forecasts for the 2026-27 Capacity Year.
Friday 17 May 2024	5:00pm	4.8A.4(b)	Closing date for indicative Facility Class and indicative Facility Technology Type(s) assessment submissions from persons for Facilities seeking CRC which did not submit an EOI.
Monday 10 June 2024	5:00pm	4.1.8	AEMO publishes the 2024 Wholesale Electricity Market (WEM) Electricity Statement of Opportunities (ESOO).
	5:00pm	4.1.10	AEMO publishes the Reserve Capacity Information Pack.
Wednesday 12 June 2024	5:00pm	4.4B.5	Western Power must provide the following information to AEMO: a. Estimated proportion of peak demand at each Electrical Location on its Network. b. Preliminary estimate of Thermal Network Limits. c. Electrical Location and identity of new loads or increase of existing loads equal to or greater than 10 MW. d. RCM Limit Advice. e. An explanation of any changes from previous RCM Limit Advice.
Wednesday 19 June 2024	5:00pm	4.4B.6	AEMO publishes the information provided by Western Power under WEM Rule 4.4B.5 .
Monday 24 June 2024	5:00pm	4.1.11	Closing date for CRC applications.

Pointers for a smooth submission process



- Please use the window of opportunity to submit preliminary applications (at least 10 BD before 24 June) to be notified of gaps in your application before a final application is submitted.
- Please put your best foot forward and ensure all compliance requirements with the WEM Rules and WEM Procedures have been met in relation to your 2024 CRC application.
- Engage with the WA CMI team earlier than later for any 2024 CRC queries.
- AEMO needs complete documents. Providing draft unsigned documents and then seeking to provide a signed document after the CRC window closes is problematic.
- Have backup access to the RCM portal (more than 1 person has access).
- Note the closing date for CRC applications is 24 June, 5:00 pm WST – this is a WEM Rules requirement and AEMO has no discretion on the matter. You must finalise and Hit the Submit button by that date.
- Details are important but please be considerate and remove information from your application that is irrelevant for the purposes of CRC assessment.
- Where possible, please avoid transferring Facilities between Market Participants mid CRC window. If a Facility must be transferred, ensure this is completed before the CRC window closes, and the new owner applies for the CRC. Documents will not be transferred, and the CRC application will be blank to maintain confidentiality. Please allow sufficient time to complete these steps and engage with the WA CMI team for further support.

Further Questions

Please direct any questions on the CRC process to the WA CMI team at wa.capacity@aemo.com.au.