

# GUIDE TO DWGM PRUDENTIAL DASHBOARD

FRIDAY, 4 OCTOBER 2013



Version: 1.00

Reference: DWGM © 2013 Australian Energy Market Operator Ltd (AEMO). All rights reserved.

## Important Notice

AEMO has prepared this Guide to DWGM Prudential Dashboard (Guide) to provide guidance on the use of the DWGM Prudential Dashboard under the National Gas or Electricity Rules (Rules), as at the date of publication.

### No reliance or warranty

This Guide does not constitute legal or business advice, and should not be relied on as a substitute for obtaining detailed advice about the National Gas or Electricity Law, the Rules or any other applicable laws, procedures or policies. While AEMO has made every effort to ensure the quality of the information in this Guide, neither AEMO, nor any of its employees, agents and consultants make any representation or warranty as to the accuracy, reliability, completeness, currency or suitability for particular purposes of that information.

### Limitation of liability

To the maximum extent permitted by law, AEMO and its advisers, consultants and other contributors to this Guide (or their respective associated companies, businesses, partners, directors, officers or employees) are not liable (whether by reason of negligence or otherwise) for any errors, omissions, defects or misrepresentations in this document, or for any loss or damage suffered by persons who use or rely on the information in it.

### Copyright

Copyright 2013 Australian Energy Market Operator Limited. The material in this publication may be used in accordance with the [copyright permissions](#) on AEMO's website.

### Trademark notices

Microsoft is a trademark of Microsoft Corporation in the United States and/or other countries.

### Documents made obsolete

The release of this document changes any version of the Guide to DWGM Prudential Dashboard.

### Distribution

Available to the public.

### Prepared by

AEMO Documentation

Last update: 04/10/2013 10:25 AM

### Notes

No notes

### Further information

For further information, please visit [www.aemo.com.au](http://www.aemo.com.au) or contact:

AEMO Information and Support Hub

Phone: 1300 AEMO 00 (1300 236 600) and follow the prompts.

Email: [supporthub@aemo.com.au](mailto:supporthub@aemo.com.au)

# Contents

<b>1 Introduction</b> .....	<b>1</b>
1.1 Purpose .....	1
1.2 Audience .....	1
1.3 How to use this guide .....	1
1.4 What's in this guide? .....	1
<b>2 Overview</b> .....	<b>2</b>
2.1 What the DWGM Prudential Dashboard is for .....	2
2.2 How do you use the DWGM Prudential Dashboard .....	2
2.3 Who can use the DWGM Prudential Dashboard .....	2
2.4 System requirements .....	3
2.5 Accessing the DWGM Prudential Dashboard .....	3
<b>3 Viewing DWGM Prudential Dashboard</b> .....	<b>5</b>
3.1 About the DWGM Prudential Dashboard .....	5
3.2 Dashboard title .....	6
3.3 Current percentage exposure .....	7
3.4 Bank guarantees .....	7
3.5 Estimated market exposure .....	8
3.5.1 Security Amount .....	8
3.5.2 Trading Limit (Margin Call Limit) .....	8
3.5.3 Warning Limit .....	9
3.5.4 Current Prudential Exposure .....	9
3.5.5 Outstanding Payments .....	9
3.5.6 Prepayments .....	9
3.5.7 Current Total Exposure .....	9
3.5.8 Current Percentage Exposure .....	9
3.6 Historic exposure data .....	9
3.7 Outstanding settlement payments .....	10
<b>4 Needing Help</b> .....	<b>11</b>
4.1 AEMO's Information and Support Hub .....	11
4.1.1 Contacting AEMO's Information and Support Hub .....	11
4.1.2 Information to provide AEMO .....	11
4.2 Feedback .....	12
<b>5 References</b> .....	<b>13</b>

---

5.1 Rules, law, and government bodies .....	13
5.2 AEMO's website .....	13
<b>6 Index .....</b>	<b>14</b>

## Figures

---

Figure 1: energy market systems web portal home page	4
Figure 2: DWGM Prudential Dashboard	6
Figure 3: dashboard title	6
Figure 4: current percentage exposure	7
Figure 5: current percentage exposure with warning limit reached	7
Figure 6: bank guarantees	8
Figure 7: estimated market exposure	8
Figure 8: historic exposure data	10
Figure 9: outstanding settlement payments	10

## Glossary

---

These abbreviations, symbols, and special terms assist the reader’s understanding of the terms used in this document. For definitions of these terms, the reader should always refer to the applicable market Rules.

---

### A

#### **AEMO**

Australian Energy Market Operator

#### **AEST**

Australian Eastern Standard Time

### D

#### **DWGM**

Declared Wholesale Gas Market

---

**P**

**PA**

Participant administrator

---

**R**

**Rules**

The National Gas or Electricity rules.

# 1 Introduction

## 1.1 Purpose

---

This guide provides an understanding of the DWGM Prudential Dashboard web interface in the energy market system's web portal.

Where there is a discrepancy between the information in this document and the Rules, the Rules take precedence.

---

## 1.2 Audience

---

This guide is relevant to DWGM trading participants requiring an understanding of the DWGM Prudential Dashboard web interface in the energy market system's web portal.

## 1.3 How to use this guide

---

Use this guide to assist your understanding of the DWGM Prudential Dashboard.

**Text in this format**, indicates a direct hyperlink with further details of the resource listed in "References" on page 13.

---

## 1.4 What's in this guide?

---

- Chapter 2 "Overview" explains the DWGM Prudential Dashboard, who it is for, and how to use it, see page 2.
- Chapter 3 "Viewing DWGM Prudential Dashboard" explains the elements in the DWGM Prudential Dashboard, see page 5.
- Chapter 4 "Needing Help" provides details for contacting AEMO if you require assistance, see page 11.
- Chapter 5 "References" contains a list of references mentioned throughout this guide and where to find them, see page 13.

## 2 Overview

In this chapter:

---

<b>2.1 What the DWGM Prudential Dashboard is for</b> .....	<b>2</b>
<b>2.2 How do you use the DWGM Prudential Dashboard</b> .....	<b>2</b>
<b>2.3 Who can use the DWGM Prudential Dashboard</b> .....	<b>2</b>
<b>2.4 System requirements</b> .....	<b>3</b>
<b>2.5 Accessing the DWGM Prudential Dashboard</b> .....	<b>3</b>

### 2.1 What the DWGM Prudential Dashboard is for

---

The DWGM Prudential Dashboard allows DWGM trading participants to make informed prudential management decision by providing useful information about their accrued financial position with AEMO. To provide an up-to-date snapshot of prudential information, the dashboard is updated after each successful prudential run. DWGM prudential runs occur once each business day—excluding weekends and [Australia's national public holidays](#).

### 2.2 How do you use the DWGM Prudential Dashboard

---

The DWGM Prudential Dashboard is part of AEMO's energy market system's web portal. It is a web-based application accessed using MarketNet and a web browser, see "System requirements" below.

### 2.3 Who can use the DWGM Prudential Dashboard

---

Your organisation's participant administrator (PA) grants you permission to use the DWGM Prudential Dashboard. The entity required for access is:

- EMMS - Settlements - View DWGM Prudential Dashboard

Where a participant user has user rights assigned by more than one participant, they interactively choose the participant they represent, using the **Set Participant** option.

---

For further information about user administration and the Set Participant option, see the [Guide to User Rights Management](#).

---

## 2.4 System requirements

---

The DWGM Prudential Dashboard is accessed using a web browser and requires:

- Microsoft Internet Explorer version 7 or later; if using Microsoft Internet Explorer version 8 please enable Compatibility Mode.
- A monitor capable of 1024 x 768 screen resolution.
- Access to MarketNet.
- The address of the website where the application is located on AEMO's network.
- A user ID and password provided by your company's PA.
- The DWGM Prudential Dashboard runs on both Windows and Unix-like operating systems.

---

For more details about MarketNet, see *Guide to Information Systems* on the "[Information Systems](#)" web page on AEMO's website.

---

## 2.5 Accessing the DWGM Prudential Dashboard

---

To access the DWGM Prudential Dashboard:

1. Using your web browser, access the energy market systems web portal:
  - Pre-production: <https://portal.prod.nemnet.net.au>
  - Production: <https://portal.preprod.nemnet.net.au>

Note: the energy market systems web portal provides you with a clear indication of the environment you are working in by providing a different border colour around the home page. The production environment has a grey border and the pre-production environment has a green border.

2. Click **Energy Market Systems** and sign in using the user ID and password provided by your company's PA.



3. On the left navigation pane, click **MMS**, then **Settlements**, then **View Prudentials**, and then **View DWGM Prudential Dashboard**.

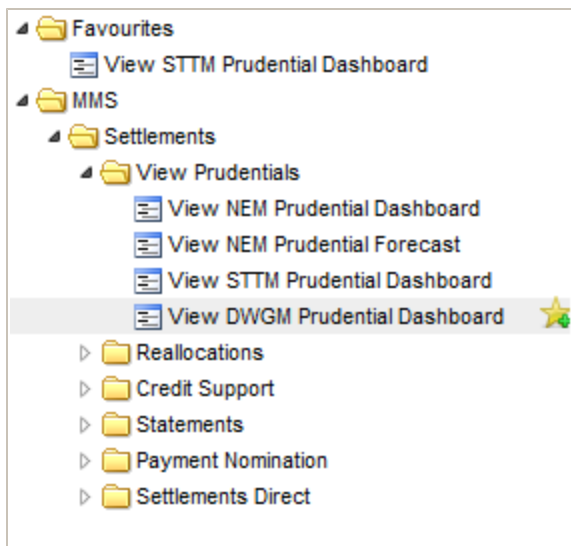


Figure 1: energy market systems web portal home page

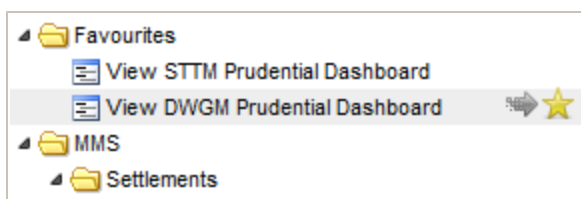


You can also:

- Add the DWGM Prudential Dashboard menu to your favourites by clicking the yellow star next to the menu item in the navigation pane.



- Load your favourites automatically each time you sign in to energy market systems by clicking the arrow next to the menu item in your favourites folder.




---

For help using favourites, see the on-line assistance in the energy market systems web portal. Click the **Favourites** folder and then click **Help** in the top right-hand corner.

---

## 3 Viewing DWGM Prudential Dashboard

In this chapter:

<b>3.1 About the DWGM Prudential Dashboard</b> .....	<b>5</b>
<b>3.2 Dashboard title</b> .....	<b>6</b>
<b>3.3 Current percentage exposure</b> .....	<b>7</b>
<b>3.4 Bank guarantees</b> .....	<b>7</b>
<b>3.5 Estimated market exposure</b> .....	<b>8</b>
<b>3.6 Historic exposure data</b> .....	<b>9</b>
<b>3.7 Outstanding settlement payments</b> .....	<b>10</b>

### 3.1 About the DWGM Prudential Dashboard

The DWGM Prudential Dashboard is updated after each successful prudential run, providing an up-to-date snapshot of your company's prudential information. DWGM prudential runs occur once each business day—excluding weekends and [Australia's national public holidays](#). The dashboard displays the information for the Participant ID(s) identified in the dashboard title only. This chapter describes each dashboard element in more detail.

You can also:

- Read more information about DWGM Prudentials on the [Victorian Declared Wholesale Gas Market](#) web page on AEMO's website.
- See dashboard information for other trading participants you have permission to access, using the Set Participant function. For help using Set Participant, click **Set Participant**, and then click **Help** in the top right-hand corner of the energy market system's web portal. For permission to see other participant IDs using Set Participant, see your company's PA.

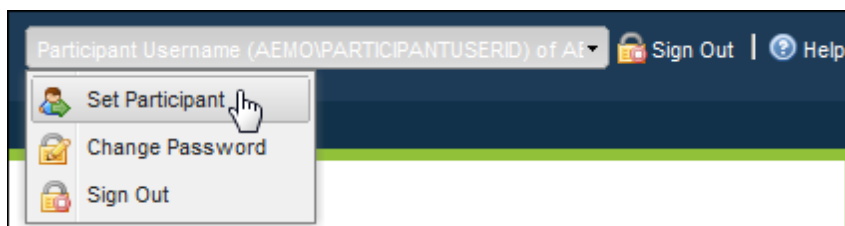
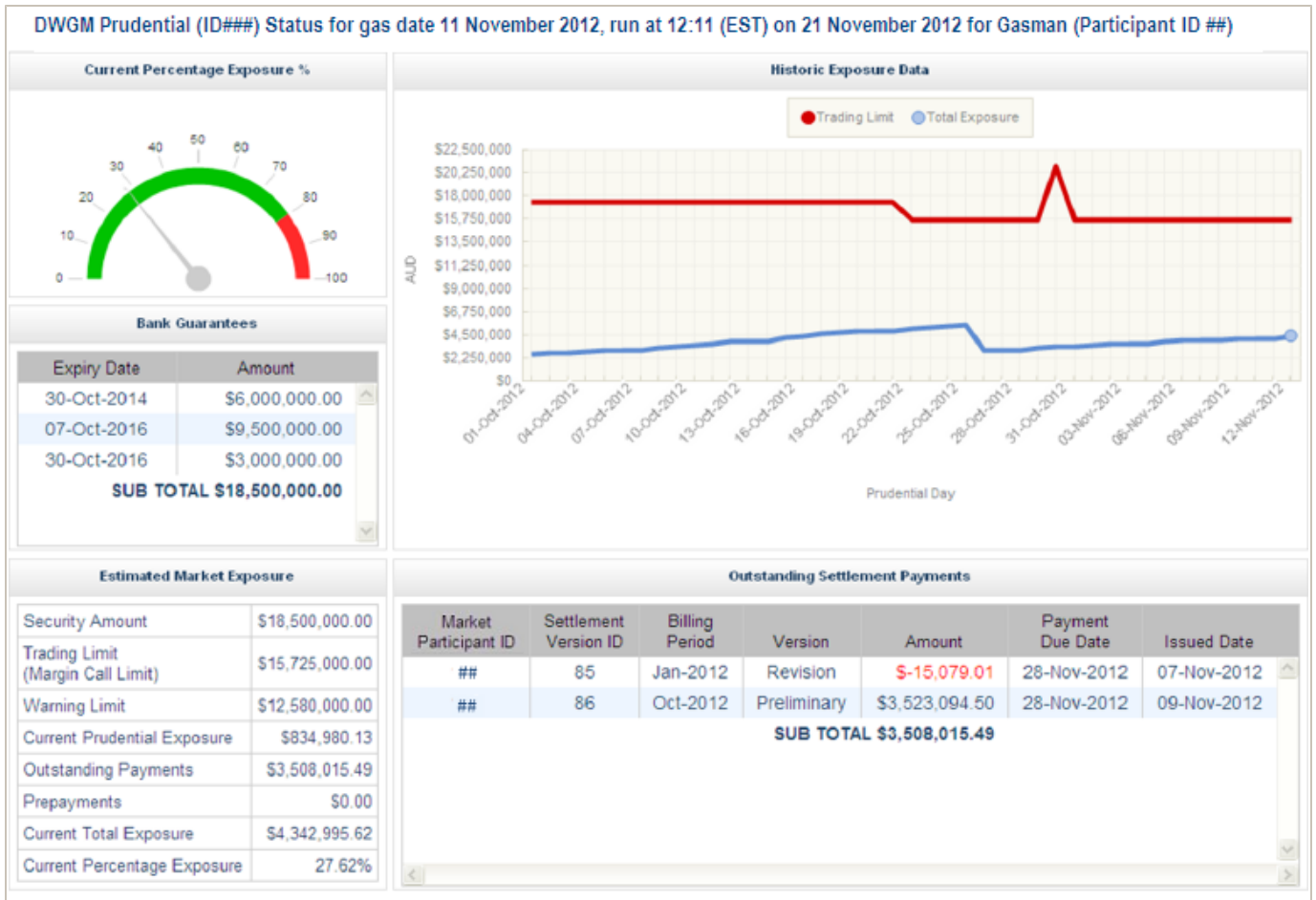


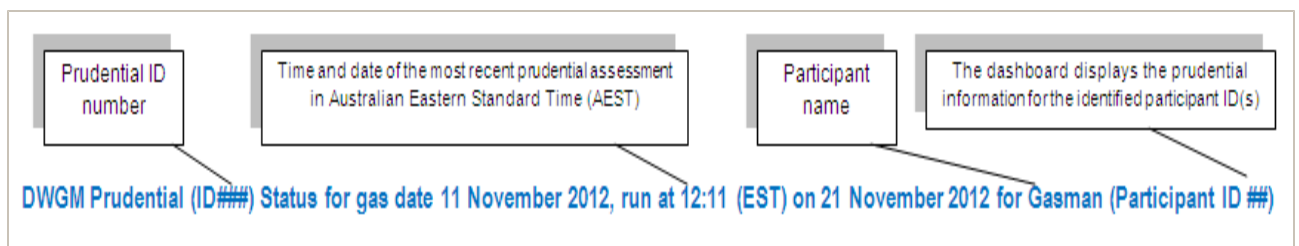
Figure 2: DWGM Prudential Dashboard



### 3.2 Dashboard title

The dashboard title displays the following information:

Figure 3: dashboard title



### 3.3 Current percentage exposure

The current percentage exposure panel displays the current outstandings for the Prudential ID in a speedometer graph. The speedometer needle indicates where your current exposure lies:

- Satisfactory limit: green until 79.99%.
- Warning limit: red from 80.00% until 99.99%. If your limit is reached a message, “Warning limit reached” appears in the speedometer.
- Trading Limit (margin call limit): the speedometer needle is at 100%.

Figure 4: current percentage exposure

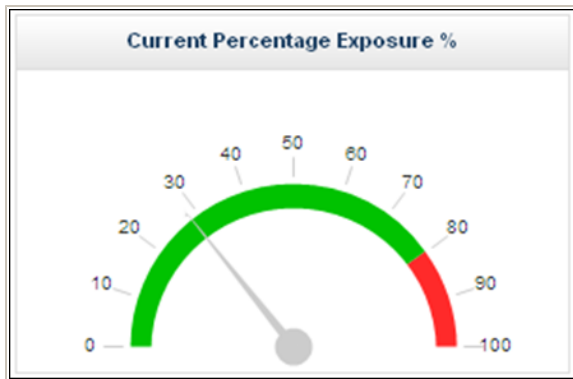


Figure 5: current percentage exposure with warning limit reached



### 3.4 Bank guarantees

The bank guarantees panel displays for the Prudential ID:

- The active bank guarantees **Amount**, ordered by the most recent **Expiry Date**.
- The **Subtotal** of all active bank guarantees.

If there are multiple bank guarantees and you cannot see the subtotal, use your mouse to scroll down without clicking the down-arrow.

Figure 6: bank guarantees

Bank Guarantees	
Expiry Date	Amount
30-Oct-2014	\$6,000,000.00
07-Oct-2016	\$9,500,000.00
30-Oct-2016	\$3,000,000.00
<b>SUB TOTAL \$18,500,000.00</b>	

### 3.5 Estimated market exposure

The following sections describe each of the parameters displayed in the estimated market exposure panel.

Figure 7: estimated market exposure

Estimated Market Exposure	
Security Amount	\$18,500,000.00
Trading Limit (Margin Call Limit)	\$15,725,000.00
Warning Limit	\$12,580,000.00
Current Prudential Exposure	\$834,980.13
Outstanding Payments	\$3,508,015.49
Prepayments	\$0.00
Current Total Exposure	\$4,342,995.62
Current Percentage Exposure	27.62%

#### 3.5.1 Security Amount

Displays the subtotal of the trading participant's active bank guarantees for the most recent prudential assessment.

#### 3.5.2 Trading Limit (Margin Call Limit)

This is the maximum value that the outstandings can reach before AEMO issues a margin call notice. The trading limit is equal to the security amount multiplied by 85%.

### 3.5.3 Warning Limit

Displays the trading participant's trading limit multiplied by 80%.

### 3.5.4 Current Prudential Exposure

Displays the trading participant's current billing period liability.

### 3.5.5 Outstanding Payments

Displays all of the trading participant's unpaid liabilities from the previous and or past billing periods. Outstanding payments usually consist of preliminary, final, revision, or special revision. If the preliminary or final payments are unavailable then the last billing month's prudential exposure is included.

### 3.5.6 Prepayments

Displays the trading participant's prepayments for the current billing period.

### 3.5.7 Current Total Exposure

Displays the trading participant's current prudential exposure plus the outstanding payments minus the prepayments.

### 3.5.8 Current Percentage Exposure

Displays the trading participant's current total exposure divided by the trading limit multiplied by 100.

## 3.6 Historic exposure data

---

The historic exposure data panel displays the current total exposure for the trading participant, for the previous and current billing periods. The graph displays the following information:

- The **AUD** axis displays the amount in Australian dollars.
- The **Prudential Day** axis starts on the first day of the previous billing period and ends on the most recent prudential day of the current billing period for which the Prudential ID has data.
- The trading participant's **Trading Limit** displays in red.
- The trading participant's **Total Exposure** displays in blue.

Holding your mouse over a specific area of the total exposure line displays the **Prudential Day**, **Trading Limit**, and **Total Exposure** for that date.

Figure 8: historic exposure data



### 3.7 Outstanding settlement payments

The outstanding settlements payments panel displays all outstanding invoices that are published and not yet settled prior to the current prudential run.

If there are multiple outstanding settlements payments and you cannot see the subtotal, use your mouse to scroll down without clicking the down-arrow.

Figure 9: outstanding settlement payments

Market Participant ID	Settlement Version ID	Billing Period	Version	Amount	Payment Due Date	Issued Date
##	85	Jan-2012	Revision	\$-15,079.01	28-Nov-2012	07-Nov-2012
##	86	Oct-2012	Preliminary	\$3,523,094.50	28-Nov-2012	09-Nov-2012
<b>SUB TOTAL</b>				<b>\$3,508,015.49</b>		

## 4 Needing Help

### 4.1 AEMO's Information and Support Hub

---

#### 4.1.1 Contacting AEMO's Information and Support Hub

Assistance is requested through AEMO's Information and Support Hub using one of the following methods:

- Phone: 1300 AEMO 00 (1300 226 600) and follow the prompts.

For non-urgent issues, normal coverage is 8:00 AM to 6:00 PM on weekdays, Australian Eastern Standard Time (AEST).

- Email: [supporthub@aemo.com.au](mailto:supporthub@aemo.com.au)
- The Customer Portal, <http://helpdesk.preprod.nemnet.net.au/nemhelplite/> allows you to log your own requests for assistance. For access credentials, see your organisation's IT security contact or participant administrator.

---

Please note that AEMO recommends participants call AEMO's Information and Support Hub for all urgent issues, whether or not you have logged a call in the Customer Portal.

---

#### 4.1.2 Information to provide AEMO

Please provide the following information when requesting assistance from AEMO:

- Your name
- Organisation name
- Participant ID
- System or application name
- Environment: production or pre-production
- Problem description
- Screenshots

For AEMO software-related issues please also provide:

- Version of software
- Properties or log files
- Replication Manager support dump and instance name (if Data Interchange problem)



## 4.2 Feedback

---

To suggest improvements to this document, please contact the [AEMO Information and Support Hub](#).

## 5 References

The resources listed in this section contain related information that may assist you.

- AEMO Information and Support Hub, phone: 1300 AEMO 00 (1300 236 600), and follow the prompts, email: [supporthub@aemo.com.au](mailto:supporthub@aemo.com.au).

### 5.1 Rules, law, and government bodies

---

- "Australian Energy Market Commission" (AEMC), electricity and gas rules <http://www.aemc.gov.au/index.html>.
- "Australian Energy Regulator (AER)", [www.aer.gov.au](http://www.aer.gov.au).
- "Australia's national public holidays", <http://australia.gov.au/about-australia/our-country/public-holidays-and-school-terms#Nationalpublicholiday>.

### 5.2 AEMO's website

---

- "IT Assistance", information to assist participants with IT related issues: <http://www.aemo.com.au/About-the-Industry/Information-Systems/IT-Assistance> (Home > About the Industry > Information Systems > IT Assistance).
- "Information Systems", IT systems information, related documents, and access forms: <http://www.aemo.com.au/About-the-Industry/Information-Systems> (Home > About the Industry > Information Systems).
- *Guide to User Rights Management*, <http://www.aemo.com.au/About-the-Industry/Information-Systems/Using-Energy-Market-Information-Systems> (Home > About the Industry > Information Systems).
- "Using Energy Market Information Systems", IT systems documentation and software: <http://www.aemo.com.au/About-the-Industry/Information-Systems/Using-Energy-Market-Information-Systems> (Home > About the Industry > Information Systems > Using Energy Market Information Systems).
- "Victorian Declared Wholesale Gas Market", <http://www.aemo.com.au/Gas/Metering-and-Settlements/Victorian-Declared-Wholesale-Gas-Market> (Home > Gas > Metering & Settlements > Victorian Declared Wholesale Gas Market).

## 6 Index

---

### W

Warning Limit 9

### B

Bank guarantees 7

### C

Current percentage exposure 7

Current Prudential Exposure 9

Current Total Exposure 9

### D

Dashboard title 6

### E

Estimated market exposure 8

### F

Feedback 12

### H

Historic exposure data 9

### I

Information and Support Hub 11

### M

MarketNet 3

### O

Outstanding Payments 9

Outstanding settlement payments 10

### P

Prepayments 9

### S

Security Amount 8

### T

Trading Limit (Margin Call Limit) 8