

AEMO CONSUMED ENERGY SCENARIO (QUEENSLAND)

DOCUMENT REF: 214037

VERSION: 2.1

DATE: 9 September 2014

FINAL

Contents

1	Introduction	4
2	AEMOs Basic Meter Profiling (BMP) Validation and Processing Rules	4
3	NSL and Apportionment Energy Mismatch	5
4	Data Delivery Validation Scenarios	6
	Appendix A – Distributor to AEMO.....	7

Version Release History

VERSION	DATE	BY	CHANGES
0.1	19/6/07	D. McGowan, R.Shaw, C. Chan	First Draft. Based on Victorian document.
1.0	27/6/07	D.McGowan	Issued as final
1.2	18/8/10	S. Monaco	Change-mark version in AEMO format
2.0	21/3/11	S. Monaco	Issue version 2.
2.1	09/09/14	N. Datar	IN018/14 (QLD Audit finding)

1 Introduction

In accordance with Attachment 4 Clause 2.1 of the Retail Market Procedures (Queensland), this document details the validation rules that will apply with respect to the consumed energy data that AEMO receives from the Distribution Businesses, as well as the method used to adjust generated consumption where the sum of generated values does not match the net system load (NSL) for any single day.

The specific information/data supplied by the Distribution Businesses is described in the Gas Interface Protocol (GIP) Participant Build Pack 2 - Systems Interface Definitions document.

The Distribution Businesses must adjust any Estimated Consumed Energy value provided, with a new Consumed Energy whenever a subsequent Actual reading is available, as per clause 2.4.3 of the Retail Market Procedures (Queensland).

The set of diagrams in Appendix A of this document represents scenarios associated with the import and validation of consumed energy data provided by the Distributor and transferred to AEMOs FRC systems. The scenarios detail valid transactions to manage the delivery of actual readings, estimated readings and adjustments to previously supplied readings.

The codes associated with each value supplied by the Distribution Businesses pertain to the meter index reading and not the derived consumed energy.

The codes supplied will be the same as those supplied, by each Distribution Business, to each of the Retail Businesses and AEMO as part of the billing data stream viz:

- “A” – assigned to an actual meter index reading;
- “S” – assigned to a substituted index reading and where an actual meter index reading will most likely never occur;
- “E” assigned where an estimated index reading was calculated as an actual meter index reading was not achieved on this occasion; or
- “C” assigned where a customers own reading has been provided as an actual meter reading was not possible on this occasion.

The scenarios described in Appendix A may generate three possible validation results, they are:

- Valid data;
- Invalid data, determined during the import process, and rejected by the Retail Businesses and AEMO for resubmission by Distribution Business; or
- Incomplete data delivery, arising from integrity checks to identify data that has been missing for more than 100 days.

2 AEMOs Basic Meter Profiling (BMP) Validation and Processing Rules

1. If the consumed energy value, delivered by the Distribution Business, for a supply point is negative then AEMO will reject the data record. If a value is required to meet settlement timetables AEMO will generate an estimated value, for purposes of settlements balancing calculations. The estimation methodology used will be as defined in clause 2.3 of Attachment 4 of the Retail Market Procedures (Queensland);
2. The Distribution Businesses are required to provide to AEMO the same start and end dates, consumed energy and type of read values (Note: in the case of a transfer not proceeding then the consumed energy for the final reading is still sent to AEMO, but not to Retail Businesses);
3. A data record for a second tier supply point must not have a **start date** that doesn't align with a previously delivered **end date**;

4. A data record, delivered to AEMO, must not have data gaps between the start and end dates for any contiguous period it is second tier. In the event of a gap then AEMO will follow up with the Distribution Business. If a value is required to meet settlement timetables AEMO will generate an estimated value, for purposes of settlements balancing calculations. The estimation methodology used will be as defined in clause 2.3 of Attachment 4 of the Retail Market Procedures (Queensland);
5. AEMO will generate a daily consumed energy allocation based on the billing period consumed energy provided by the Distribution Business (both actual and estimated). AEMO will not re-apportion, or correct the apportionment where previously delivered consumed energy estimate(s) are bounded by two actual reads.

3 NSL and Apportionment Energy Mismatch

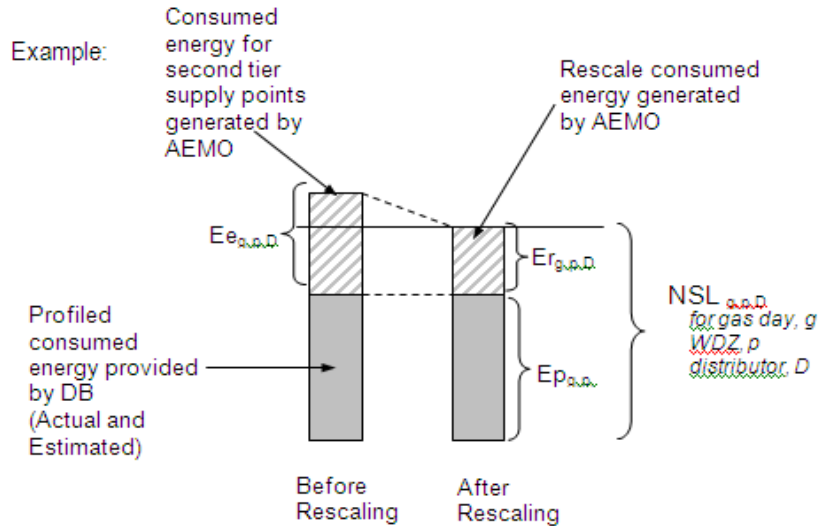
Where a constrained day occurs that results in consumer behaviour being modified from the norm the BMP calculation for the sum of withdrawals for all second tier basic metered supply points for a gas day, incorporating estimated values generated by AEMO, potentially can exceed the Net System Load (NSL) in a Distribution Region. Without adjustment to take in account the modified consumer behaviour the total allocated energy may result in the imposition of a negative withdrawal for the host retailer because the estimated consumer energy will be based on historical behaviour. An adjustment to the estimates generated by AEMO is required to avoid this scenario. The adjusted values will be replaced by the actual consumed energy provided by M+nine months, at which time the profiled allocation will be applied over the full billing period thereby removing the negative apportionment.

Resolution:

The profiled consumption for the second tier supply points is aggregated for each Distribution Business/Retail Business/day. Where a meter reading is not available for a supply point, AEMO generates the consumed energy using BL and TSF as per the Retail Market Procedures (Queensland).

Where the sum of the allocated energy is greater than the NSL, AEMO will rescale the estimated consumed energy for the supply points generated by AEMO. The adjustment factor applied to AEMO generated estimates will be set so that the sum of the withdrawals does not exceed the NSL in a Distribution Region for that day.

The rescaling, as illustrated in the diagram below, ensures the allocated gas withdrawals for the host retailer will not be less than zero. The estimated and actual consumed energy readings provided by the Distribution Businesses to AEMO will not be rescaled in this process, as these are deemed to be valid readings from the record of source. When AEMO runs the M+nine months business day revision settlement, greater than 95% of the generated estimated consumption values will be replaced by actual or estimated consumption values provided by the Distribution Businesses.



The sum of the generated consumed energy for each second tier retailer will be reduced by the ratio $Er_{g,p,D} / Ee_{g,p,D}$. The rescaling must ensure that the sum of $Ep_{g,p,D}$ and $Er_{g,p,D}$ must be equal to $NSL_{g,p,D}$, (accurate to the MJ).

4 Data Delivery Validation Scenarios

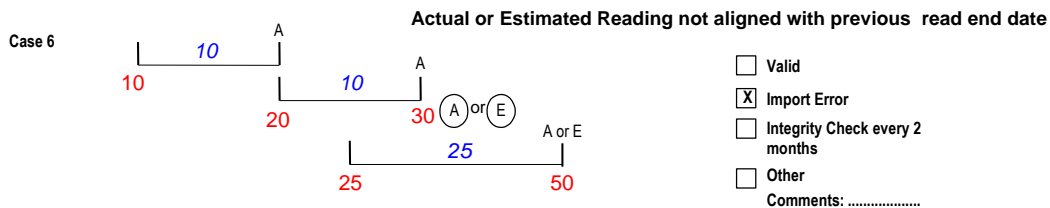
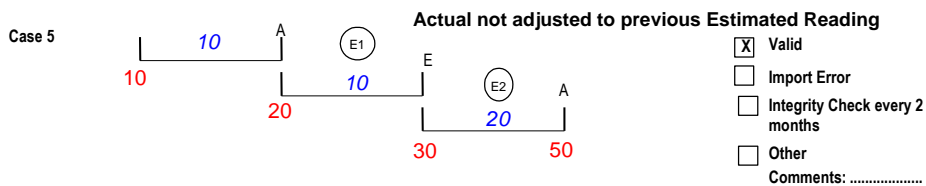
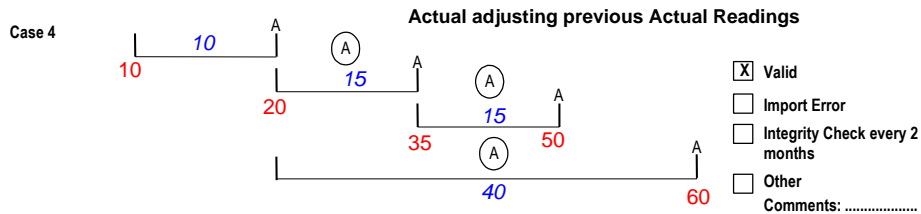
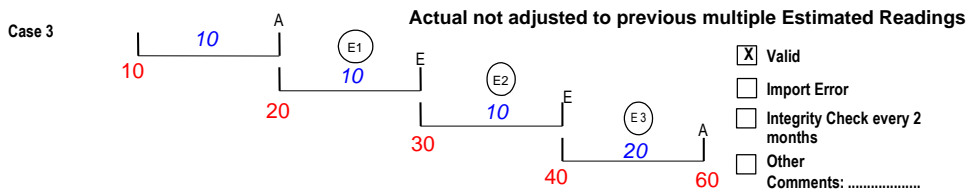
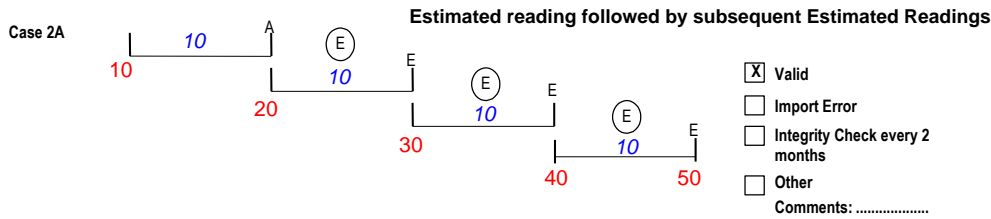
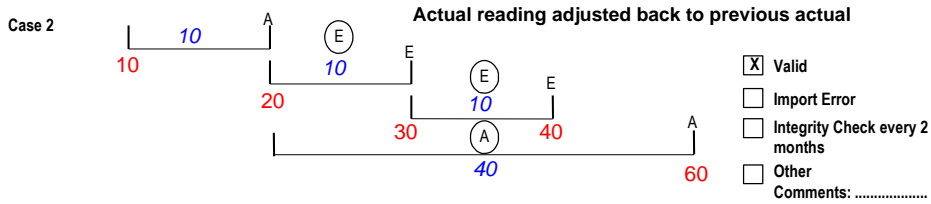
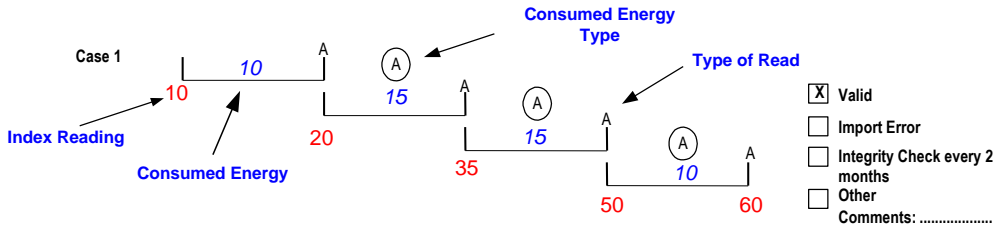
Appendix A describes the potential scenarios that can arise when a Distribution Businesses delivers data to AEMO. Each scenario identifies whether the delivery scenario is valid or invalid.

- Refer cases 13 and 14 in Appendix A; AEMO system will treat the deliveries as valid in each case. The system will firstly apportion a daily amount as per the first set of energy delivered. When the second data delivery occurs the system will re-apportion the days covered by the new reading and retain the daily readings for the subsequent days. It is expected the next energy value provided by the Distribution Business will start from the end read date of the last delivered energy value.

NB: The index values are represented by the values beneath the vertical bars and the consumed energy is represented by the italicised values above each horizontal bar.

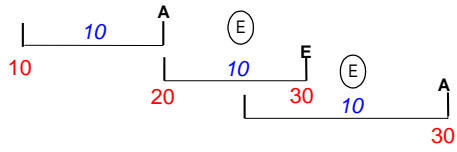
Appendix A – Distributor to AEMO

B2V Consumed Energy Scenarios



Actual Reading start date not aligned with previous read end date

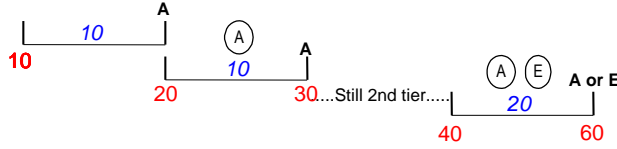
Case 7



- Valid
- Import Error
- months
- Other
- Comments:

Actual or Estimate Read start date not aligned with previous read end date

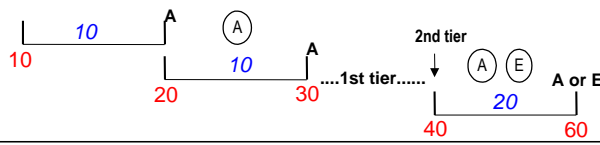
Case 8



- Valid
- Import Error
- Integrity Check every 2 months
- Other
- Comments:

Actual or Estimate Read start date not aligned with previous read end date - Valid for VENCORP data delivery only

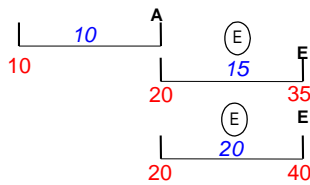
Case 9



- Valid
- Import Error
- Integrity Check every 2 months
- Other
- Comments:

Estimate Read replaces previous Estimate read

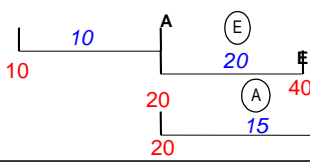
Case 10



- Valid
- Import Error
- Integrity Check every 2 months
- Other
- Comments:

Actual Read replaces previous Estimate read

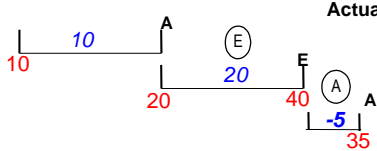
Case 11



- Valid
- Import Error
- Integrity Check every 2 months
- Other
- Comments:

Actual Read delivered as a negative adjustment read

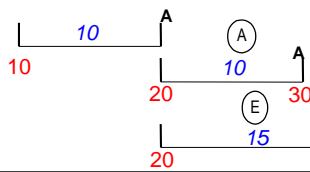
Case 11A



- Valid
- Import Error
- Integrity Check every 2 months
- Other
- Comments:

Estimated Read replaces previous Actual read

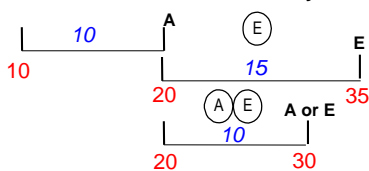
Case 12



- Valid
- Import Error
- Integrity Check every 2 months
- Other
- Comments:

Delayed delivery of Actual or Estimated read when Estimate already delivered

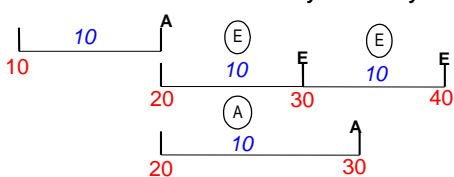
Case 13



- Valid
- Import Error
- Integrity Check every 2 months
- Other
- Comments:

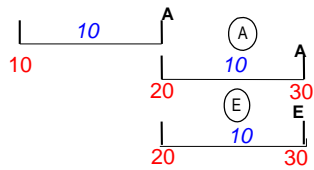
Delayed delivery of Actual read when Estimate already delivered

Case 14



- Valid
- Import Error
- Integrity Check every 2 months
- Other
- Comments:

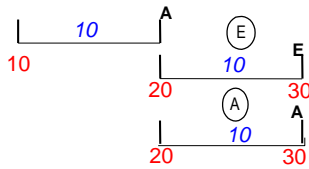
Case 12A



Estimated Read and previous Actual read same period

- Valid
- Import Error
- Integrity Check every 2 months
- Other Comments:

Case 12B



Actual Read and previous Estimate read same period

- Valid
- Import Error
- Integrity Check every 2 months
- Other Comments: